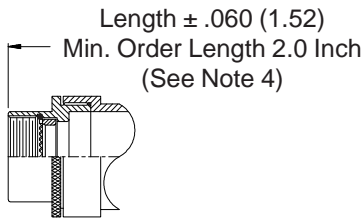
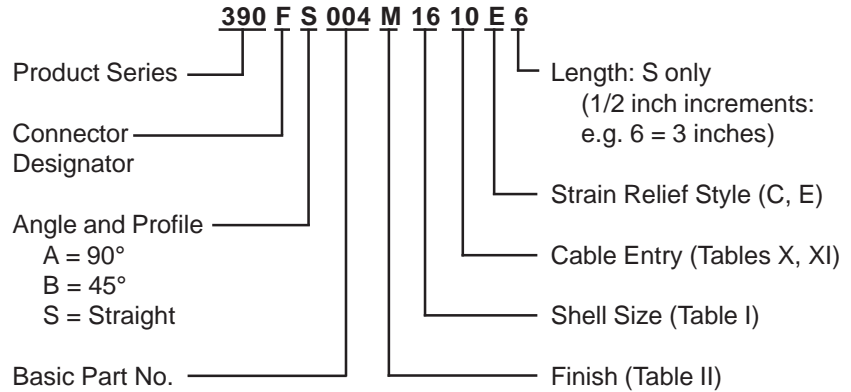


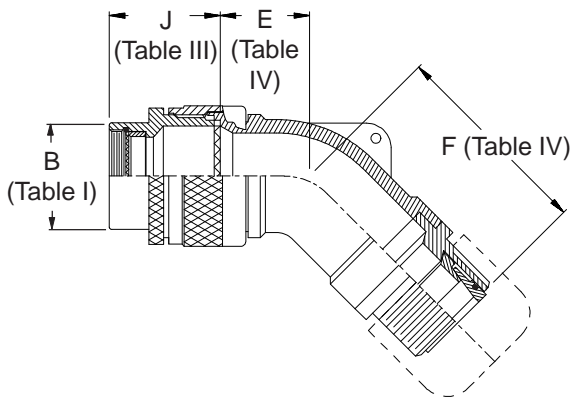
**CONNECTOR  
 DESIGNATORS  
 A-B\*-C-D-E-F  
 G-H-J-K-L-S**

\* Conn. Desig. B See Note 6  
**DIRECT COUPLING**

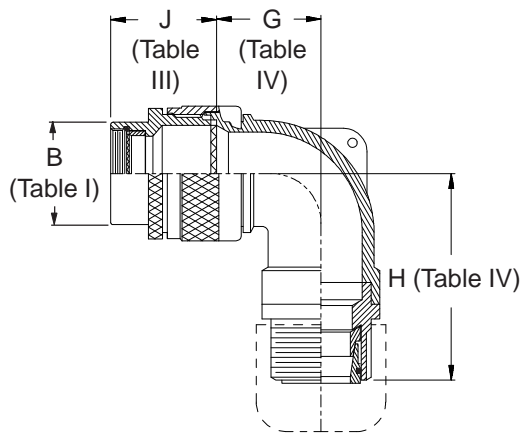
**TYPE A OVERALL  
 SHIELD TERMINATION**



**STYLE 2  
 (STRAIGHT  
 See Note 1)**



**STYLE C  
 Medium Duty  
 (Table X)**



**STYLE E  
 Medium Duty  
 (Table XI)**

