

**CONNECTOR
 DESIGNATORS**
A-B*-C-D-E-F
G-H-J-K-L-S

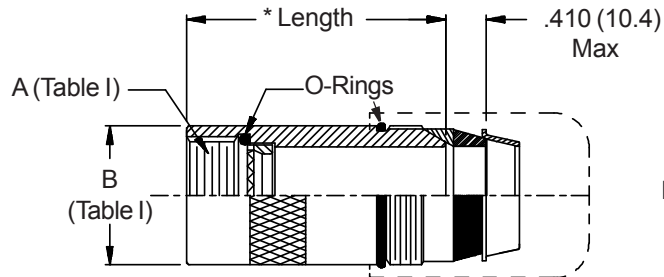
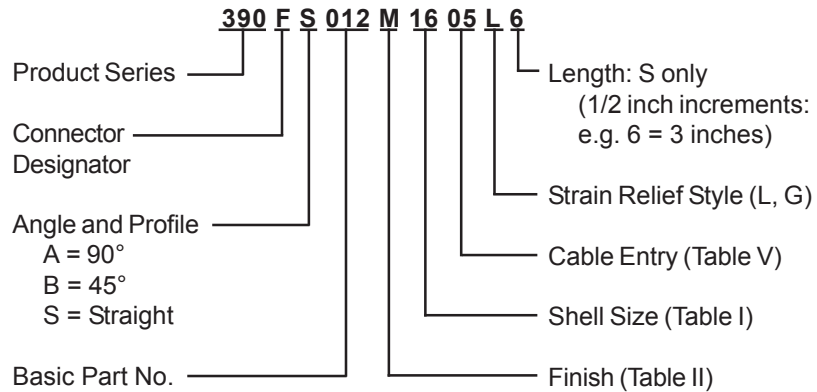
* Conn. Desig. B See Note 5
DIRECT COUPLING

**TYPE C OVERALL
 SHIELD TERMINATION**

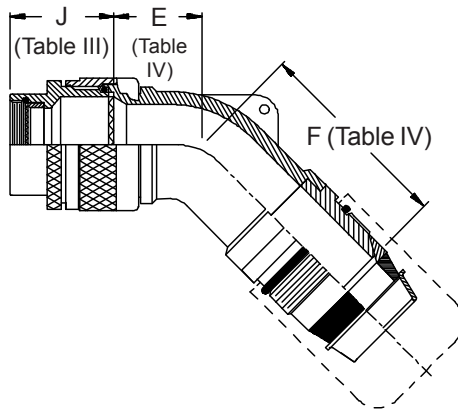
Length ± .060 (1.52)
 Min. Order Length 2.0 Inch
 (See Note 4)



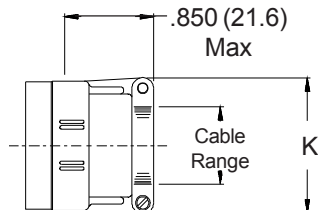
**STYLE 2
 (STRAIGHT
 See Note 1)**



* Length
 ± .060 (1.52)
 Min. Order
 Length 1.5 Inch
 (See Note 4)



**STYLE L
 Light Duty
 (Table V)**



**STYLE G
 Light Duty
 (Table V)**

