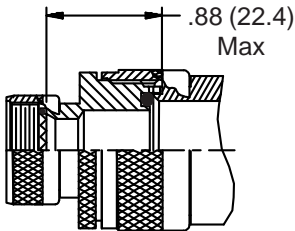


**CONNECTOR  
 DESIGNATORS  
 A-F-H-L-S  
 ROTATABLE  
 COUPLING**

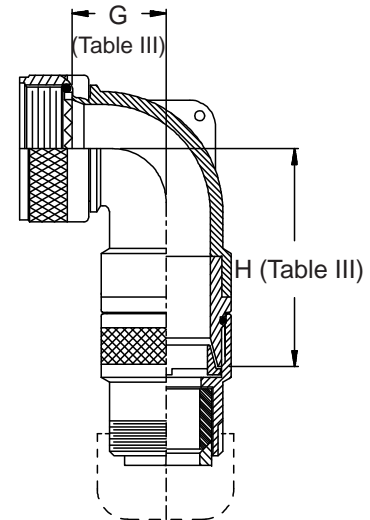
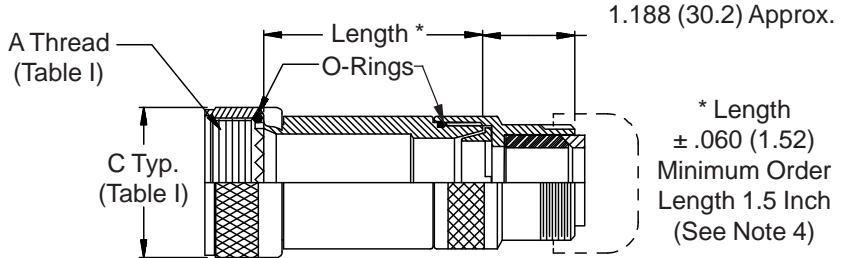
**TYPE B INDIVIDUAL  
 AND/OR OVERALL  
 SHIELD TERMINATION**



**STYLE 2  
 (STRAIGHT  
 See Note 1)**



**STYLE 2  
 (45° & 90°  
 See Note 1)**



**STYLE H  
 Heavy Duty  
 (Table X)**



**STYLE A  
 Medium Duty  
 (Table XI)**



**STYLE M  
 Medium Duty  
 (Table XI)**



**STYLE D  
 Medium Duty  
 (Table XI)**



**390-005**  
**Submersible EMI/RFI Cable Sealing Backshell**  
 with Strain Relief  
 Type B - Rotatable Coupling - Low Profile



See inside back cover fold-out or pages 13 and 14 for Tables I and II.

Shell Size		E Max	F Max	G Max	H Max
Conn. Desig.	A-F-L-S H				
08	09			.500 (12.7)	2.551 (64.8)
10	11	.520 (13.2)	2.601 (66.1)	.595 (15.1)	2.671 (67.8)
12	13	.582 (14.8)	2.661 (67.6)	.610 (15.5)	2.691 (68.4)
14	15	.645 (16.4)	3.091 (78.5)	.700 (17.8)	3.101 (78.8)
16	17	.738 (18.7)	3.201 (81.3)	.885 (22.5)	3.191 (81.1)
18	19	.926 (23.5)	3.391 (86.1)	.975 (24.8)	3.361 (85.4)
20	21	.926 (23.5)	3.391 (86.1)	.975 (24.8)	3.361 (85.4)
22	23	1.020 (25.9)	3.604 (91.5)	1.125 (28.6)	3.534 (89.8)
24	25	1.020 (25.9)	3.604 (91.5)	1.125 (28.6)	3.534 (89.8)
28		1.145 (29.1)	3.637 (92.4)	1.225 (31.1)	3.687 (93.6)
32		1.207 (30.7)	3.737 (94.9)	1.575 (40.0)	3.937 (100.0)
36		1.238 (31.4)	3.877 (98.5)	1.775 (45.1)	3.987 (101.3)

1. When maximum cable entry (page 21) is exceeded, Style 2 will be supplied. Dimensions E, F, G and H will not apply. Please consult factory.
2. Metric dimensions (mm) are indicated in parentheses.
3. Cable range is defined as the accommodations range for the wire bundle or cable. Dimensions shown are not intended for inspection criteria.
4. Consult factory for shorter lengths on straight backshells.
5. Interface O-Ring not supplied with connector designator A.

Dash No.	T Max	V Max	Cable Range	
			Min	Max
04	.780 (19.8)	.957 (24.3)	.125 (3.2)	.312 (7.9)
06	.780 (19.8)	1.145 (29.1)	.250 (6.4)	.437 (11.1)
08	.780 (19.8)	1.332 (33.8)	.387 (9.8)	.562 (14.3)
10	.780 (19.8)	1.332 (33.8)	.350 (8.9)	.625 (15.9)
12	.811 (20.6)	1.551 (39.4)	.500 (12.7)	.750 (19.1)
16	.905 (23.0)	1.770 (45.0)	.625 (15.9)	.937 (23.8)
20	1.092 (27.7)	2.113 (53.7)	.875 (22.2)	1.250 (31.8)
24	1.124 (28.5)	2.363 (60.0)	1.000 (25.4)	1.375 (34.9)
28	1.399 (35.5)	2.770 (70.4)	1.250 (31.8)	1.625 (41.3)
32	1.399 (35.5)	3.020 (76.7)	1.437 (36.5)	1.875 (47.6)

Dash No.	W Max	X Max	Y Max	Z Max	Cable Range	
					Min	Max
03*	.437 (11.1)	.760 (19.3)	.843 (21.4)	.630 (16.0)	.156 (4.0)	.250 (6.4)
04*	.437 (11.1)	.760 (19.3)	.906 (23.0)	.755 (19.2)	.188 (4.8)	.312 (7.9)
06*	.500 (12.7)	.760 (19.3)	1.093 (27.8)	.942 (23.9)	.281 (7.1)	.438 (11.1)
08	.563 (14.3)	.760 (19.3)	1.187 (30.1)	1.067 (27.1)	.387 (9.8)	.562 (14.3)
10	.563 (14.3)	.760 (19.3)	1.281 (32.5)	1.192 (30.3)	.375 (9.5)	.625 (15.9)
12	.563 (14.3)	.760 (19.3)	1.500 (38.1)	1.380 (35.1)	.438 (11.1)	.750 (19.1)
16	.656 (16.7)	1.073 (27.3)	1.719 (43.7)	1.535 (39.0)	.625 (15.9)	.938 (23.8)
20	.656 (16.7)	1.323 (33.6)	2.062 (52.4)	1.848 (46.9)	.875 (22.2)	1.250 (31.8)
24	.656 (16.7)	1.323 (33.6)	2.312 (58.7)	2.255 (57.3)	1.000 (25.4)	1.375 (34.9)
28	1.188 (30.2)	1.572 (39.9)	2.719 (69.1)	2.505 (63.6)	1.250 (31.8)	1.625 (41.3)
32*	1.187 (30.1)	1.572 (39.9)	2.969 (75.4)	2.755 (70.0)	1.437 (36.5)	1.875 (47.6)
40*	1.125 (28.6)	1.572 (39.9)	3.531 (89.7)	3.255 (82.7)	1.875 (47.6)	2.375 (60.3)

\* Not available in Style M clamp.