

CONNECTOR DESIGNATORS
A-B*-C-D-E-F
G-H-J-K-L-S

* Conn. Desig. B See Note 5
DIRECT COUPLING

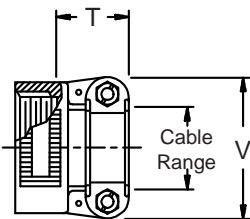
TYPE A OVERALL SHIELD TERMINATION



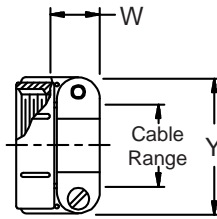
STYLE 2
 (STRAIGHT
 See Note 1)



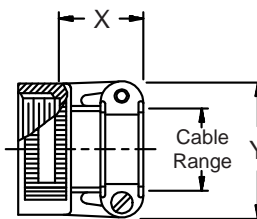
STYLE H
 Heavy Duty
 (Table X)



STYLE A
 Medium Duty
 (Table XI)



STYLE M
 Medium Duty
 (Table XI)



STYLE D
 Medium Duty
 (Table XI)

