

Series 80 Mighty Mouse Environmental EMI Backshell Ordering Information

390MS077, 390MS076, 390MB077 and 390MA077

Compression
Nut



These backshells feature an EMI ring for easy shield termination. O-rings provide watertight seals on the cable jacket and on the backshell-to-connector interface.

MATERIALS

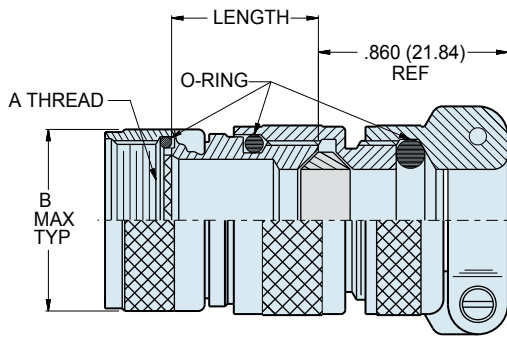
Adapter, Clamp, Nut and Saddles	Aluminum Alloy 6061-T6 or 300 Series Stainless Steel
O-Rings	Silicone Rubber
Hardware	300 Series Stainless Steel

HOW TO ORDER

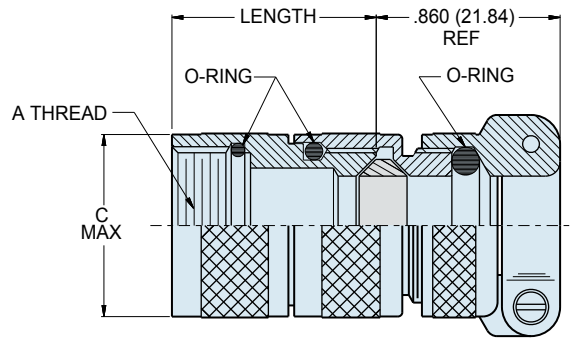
390MS077	M	07	04-	6	N																																																																																																
Part Number	Shell Material / Finish	Size Code	Cable Entry Code	Length	Clamp Style																																																																																																
<p>390MS077 Straight Entry, Rotatable Coupling</p>	<p>C Aluminum / Black Anodize (Non-Conductive) RoHS Compliant</p> <p>M Aluminum / Electroless Nickel RoHS Compliant</p> <p>NF Aluminum / Cadmium with Olive Drab Chromate</p> <p>ZN Aluminum / Zinc-Nickel with Olive Drab Chromate</p> <p>ZNU Aluminum / Zinc-Nickel with Black Chromate</p> <p>MT Aluminum / Nickel-PTFE RoHS Compliant</p> <p>Z1 Stainless Steel / Passivated RoHS Compliant</p>	<table border="1"> <thead> <tr> <th>Size Code</th> <th>Thread Size</th> </tr> </thead> <tbody> <tr><td>05</td><td>.2500-32</td></tr> <tr><td>06</td><td>.3125-32</td></tr> <tr><td>11</td><td>.3750-32</td></tr> <tr><td>07</td><td>.4375-28</td></tr> <tr><td>08</td><td>.5000-28</td></tr> <tr><td>09</td><td>.5625-24</td></tr> <tr><td>10</td><td>.6250-24</td></tr> <tr><td>12</td><td>.6875-24</td></tr> <tr><td>13</td><td>.7500-20</td></tr> <tr><td>14</td><td>.9375-20</td></tr> <tr><td>17</td><td>1.1875-18</td></tr> </tbody> </table>	Size Code	Thread Size	05	.2500-32	06	.3125-32	11	.3750-32	07	.4375-28	08	.5000-28	09	.5625-24	10	.6250-24	12	.6875-24	13	.7500-20	14	.9375-20	17	1.1875-18	<table border="1"> <thead> <tr> <th rowspan="2">Cable Entry Code</th> <th colspan="2">Cable Sealing Dia.</th> </tr> <tr> <th>Max.</th> <th>Min.</th> </tr> </thead> <tbody> <tr><td>01-</td><td>.109</td><td>.031</td></tr> <tr><td>02-</td><td>.172</td><td>.078</td></tr> <tr><td>03-</td><td>.234</td><td>.140</td></tr> <tr><td>04-</td><td>.297</td><td>.203</td></tr> <tr><td>05-</td><td>.359</td><td>.265</td></tr> <tr><td>06-</td><td>.422</td><td>.328</td></tr> <tr><td>07-</td><td>.484</td><td>.390</td></tr> <tr><td>08-</td><td>.547</td><td>.453</td></tr> <tr><td>09-</td><td>.609</td><td>.515</td></tr> <tr><td>10-</td><td>.672</td><td>.578</td></tr> <tr><td>11-</td><td>.734</td><td>.640</td></tr> </tbody> </table>	Cable Entry Code	Cable Sealing Dia.		Max.	Min.	01-	.109	.031	02-	.172	.078	03-	.234	.140	04-	.297	.203	05-	.359	.265	06-	.422	.328	07-	.484	.390	08-	.547	.453	09-	.609	.515	10-	.672	.578	11-	.734	.640	<p style="text-align: center;">Straight Entry 390MS Only</p> <table border="1"> <thead> <tr> <th>Length Code</th> <th>Length (Inches)</th> </tr> </thead> <tbody> <tr><td>5</td><td>.625</td></tr> <tr><td>6</td><td>.750</td></tr> <tr><td>7</td><td>.875</td></tr> <tr><td>8</td><td>1.000</td></tr> <tr><td>9</td><td>1.125</td></tr> <tr><td>10</td><td>1.250</td></tr> <tr><td>11</td><td>1.375</td></tr> <tr><td>12</td><td>1.500</td></tr> <tr><td>13</td><td>1.625</td></tr> <tr><td>14</td><td>1.750</td></tr> <tr><td>15</td><td>1.875</td></tr> <tr><td>16</td><td>2.000</td></tr> <tr><td>17</td><td>2.125</td></tr> <tr><td>18</td><td>2.250</td></tr> <tr><td>19</td><td>2.375</td></tr> <tr><td>20</td><td>2.500</td></tr> </tbody> </table> <p style="text-align: center;">Specify length in increments of .125 inches (3.18 mm.)</p>	Length Code	Length (Inches)	5	.625	6	.750	7	.875	8	1.000	9	1.125	10	1.250	11	1.375	12	1.500	13	1.625	14	1.750	15	1.875	16	2.000	17	2.125	18	2.250	19	2.375	20	2.500	<p>Omit for screw clamp with saddle bars</p> <p>N Optional Compression Nut, Low Profile</p>
			Size Code	Thread Size																																																																																																	
			05	.2500-32																																																																																																	
			06	.3125-32																																																																																																	
			11	.3750-32																																																																																																	
			07	.4375-28																																																																																																	
			08	.5000-28																																																																																																	
			09	.5625-24																																																																																																	
			10	.6250-24																																																																																																	
			12	.6875-24																																																																																																	
13	.7500-20																																																																																																				
14	.9375-20																																																																																																				
17	1.1875-18																																																																																																				
Cable Entry Code	Cable Sealing Dia.																																																																																																				
	Max.	Min.																																																																																																			
01-	.109	.031																																																																																																			
02-	.172	.078																																																																																																			
03-	.234	.140																																																																																																			
04-	.297	.203																																																																																																			
05-	.359	.265																																																																																																			
06-	.422	.328																																																																																																			
07-	.484	.390																																																																																																			
08-	.547	.453																																																																																																			
09-	.609	.515																																																																																																			
10-	.672	.578																																																																																																			
11-	.734	.640																																																																																																			
Length Code	Length (Inches)																																																																																																				
5	.625																																																																																																				
6	.750																																																																																																				
7	.875																																																																																																				
8	1.000																																																																																																				
9	1.125																																																																																																				
10	1.250																																																																																																				
11	1.375																																																																																																				
12	1.500																																																																																																				
13	1.625																																																																																																				
14	1.750																																																																																																				
15	1.875																																																																																																				
16	2.000																																																																																																				
17	2.125																																																																																																				
18	2.250																																																																																																				
19	2.375																																																																																																				
20	2.500																																																																																																				
<p>390MS076 Straight Entry, Direct Coupling</p>																																																																																																					
<p>390MB077 45° Entry Rotatable Coupling</p>																																																																																																					
<p>390MA077 90° Entry Rotatable Coupling</p>																																																																																																					

Dimensions in inches (millimeters) and are subject to change without notice.

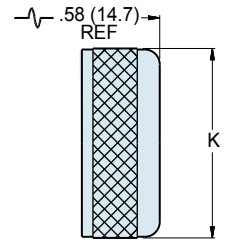
Series 80 Mighty Mouse Environmental EMI Backshell Dimensions 390MS077, 390MS076, 390MB077 and 390MA077



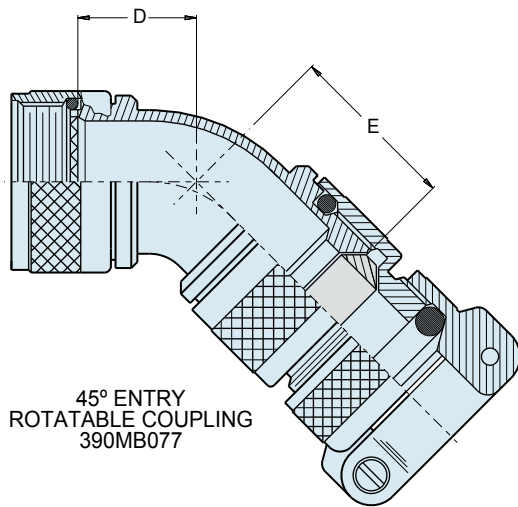
STRAIGHT ENTRY
ROTATABLE COUPLING
390MS077



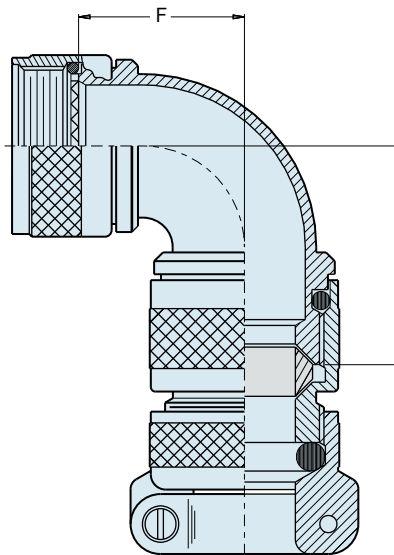
STRAIGHT ENTRY
DIRECT COUPLING
390MS076



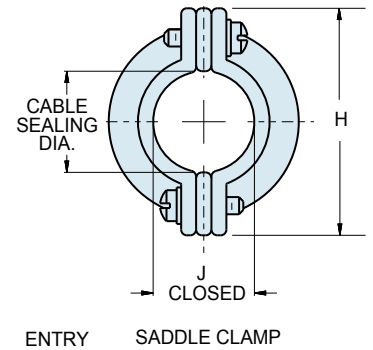
CLAMP STYLE N
COMPRESSION NUT



45° ENTRY
ROTATABLE COUPLING
390MB077



90° ENTRY
ROTATABLE COUPLING
390MA077



DIMENSIONS							
Size Code	A Thds.	B Max.		C Max.		Std. Length*	
		In.	mm.	In.	mm.	In.	mm.
05	.2500-32	.470	11.94	.350	8.89	.750	19.05
06	.3125-32	.530	13.46	.415	10.54	.750	19.05
11	.3750-32	.570	14.48	.570	14.48	.750	19.05
07	.4375-28	.637	16.18	.530	13.46	.750	19.05
08	.5000-28	.700	17.78	.595	15.11	.750	19.05
09	.5625-24	.758	19.25	.650	16.51	.750	19.05
10	.6250-24	.819	20.80	.715	18.16	.750	19.05
12	.6875-24	.896	22.76	.785	19.94	.880	22.35
13	.7500-20	.930	23.62	.930	23.62	.880	22.35
14	.9375-20	1.137	28.88	1.137	28.88	1.000	25.40
17	1.1875-18	1.387	35.23	1.387	35.23	1.130	28.70

*Choose standard length for best availability

DIMENSIONS																
Cable Entry Code	Cable Sealing Dia.		D Max.		E Max.		F Max.		G Max.		H		Ø J Closed		Ø K	
	Max.	Min.	In.	mm.	In.	mm.	In.	mm.	In.	mm.	In.	mm.	In.	mm.	In.	mm.
	01	.109	.031	.603	15.32	.681	17.30	.724	18.39	.802	20.37	.496	12.60	.110	2.79	.398
02	.172	.078	.603	15.32	.681	17.30	.724	18.39	.802	20.37	.582	14.78	.170	4.32	.460	11.68
03	.234	.140	.603	15.32	.681	17.30	.724	18.39	.802	20.37	.656	16.66	.230	5.84	.523	13.28
04	.297	.203	.629	15.98	.707	17.96	.786	19.96	.864	21.95	.726	18.44	.300	7.62	.585	14.86
05	.359	.265	.629	15.98	.707	17.96	.786	19.96	.864	21.95	.885	22.48	.360	9.14	.647	16.43
06	.422	.328	.655	16.64	.733	18.62	.848	21.54	.926	23.52	.952	24.18	.420	10.67	.710	18.03
07	.484	.390	.655	16.64	.733	18.62	.848	21.54	.926	23.52	1.018	25.86	.480	12.19	.773	19.63
08	.547	.453	.707	17.96	.785	19.94	.911	23.14	.989	25.12	1.084	27.53	.550	13.97	.835	21.21
09	.609	.515	.707	17.96	.785	19.94	.911	23.14	.989	25.12	1.148	29.16	.610	15.49	.897	22.78

Dimensions in inches (millimeters) and are subject to change without notice.