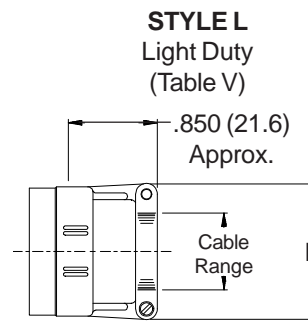
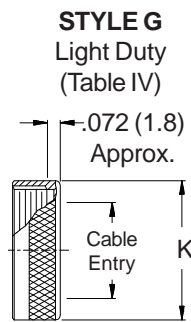
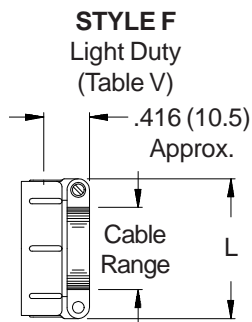
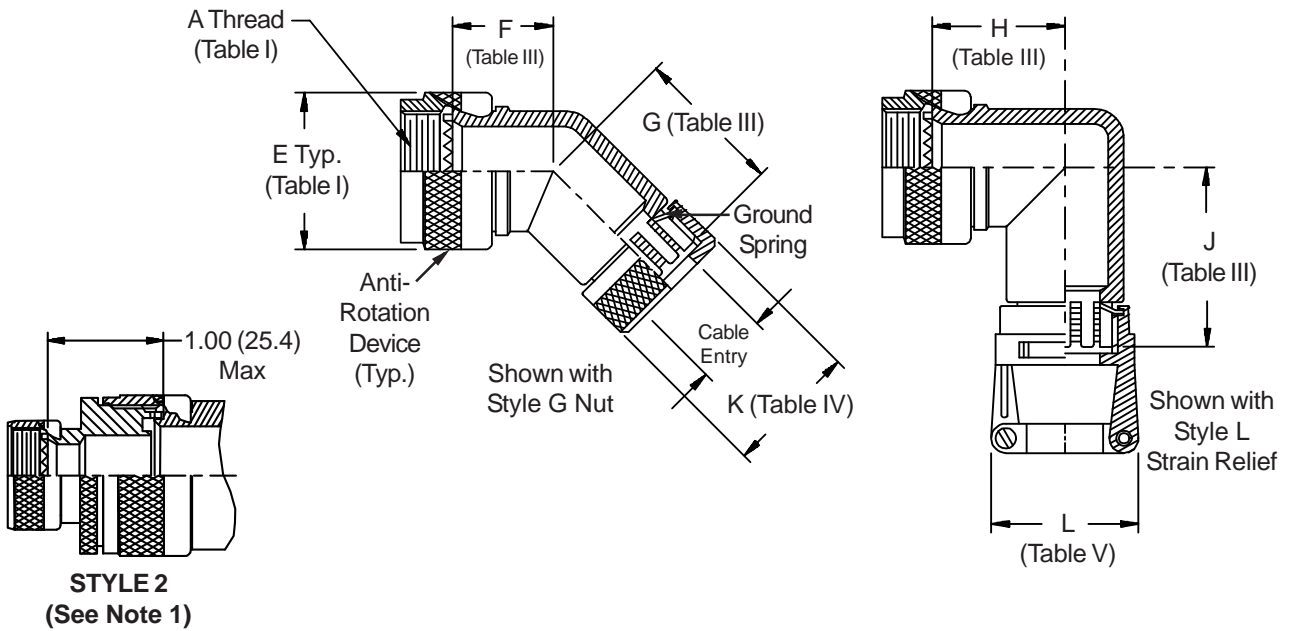
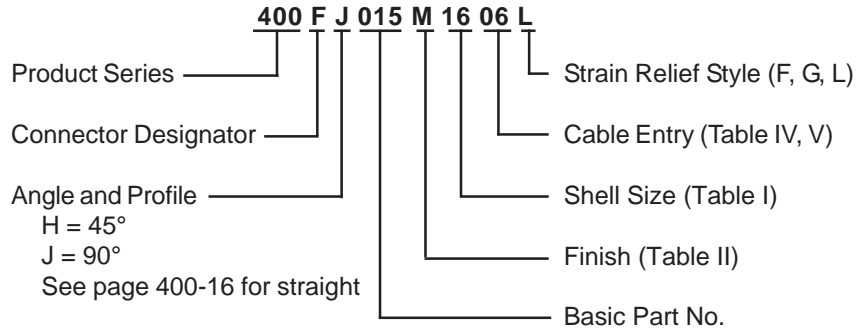


CONNECTOR DESIGNATORS
A-F-H-L-S
SELF-LOCKING
ROTATABLE
COUPLING



400-015
TAG® Ring Backshell
with Strain Relief
Self-Locking Rotatable Coupling - Standard Profile



See inside back cover
fold-out or pages 13 and
14 for Tables I and II.

TABLE III: ELBOW DIMENSIONS						
Shell Size		F	G	H	J	
Conn. Desig.	H					
A-F-L-S		Max	Max	Max	Max	
08	09	.795 (20.2)	1.510 (38.4)	.906 (23.0)	1.620 (41.1)	
10	11	.820 (20.8)	1.540 (39.1)	.966 (24.5)	1.680 (42.7)	
12	13	.844 (21.4)	1.560 (39.6)	1.026 (26.1)	1.740 (44.2)	
14	15	.861 (21.9)	1.590 (40.4)	1.076 (27.3)	1.810 (46.0)	
16	17	.888 (22.6)	1.610 (40.9)	1.136 (28.9)	1.870 (47.5)	
18	19	.904 (23.0)	1.620 (41.1)	1.176 (29.9)	1.890 (48.0)	
20	21	.929 (23.6)	1.640 (41.7)	1.236 (31.4)	1.950 (49.5)	
22	23	.956 (24.3)	1.680 (42.7)	1.296 (32.9)	2.030 (51.6)	
24	25	.979 (24.9)	1.710 (43.4)	1.356 (34.4)	2.100 (53.3)	

TABLE IV: CABLE ENTRY			
Dash No.	K Max	Cable Entry Max	
02	.545 (13.8)	.250 (6.4)	
03	.670 (17.0)	.375 (9.5)	
04	.795 (20.2)	.500 (12.7)	
05	.920 (23.4)	.625 (15.9)	
06	1.045 (26.5)	.750 (19.1)	
07	1.170 (29.7)	.875 (22.2)	
08	1.295 (32.9)	1.000 (25.4)	
09	1.420 (36.1)	1.125 (28.6)	
10	1.670 (42.4)	1.250 (31.8)	

TABLE V: CABLE ENTRY				
Dash No.	L Max	Cable Range		
		Min	Max	
02	.968 (24.6)	.125 (3.2)	.250 (6.4)	
03	1.046 (26.6)	.250 (6.4)	.375 (9.5)	
04	1.156 (29.4)	.250 (6.4)	.500 (12.7)	
05	1.218 (30.9)	.375 (9.5)	.625 (15.9)	
06	1.343 (34.1)	.500 (12.7)	.750 (19.1)	
07	1.468 (37.3)	.625 (15.9)	.875 (22.2)	
08	1.593 (40.5)	.625 (15.9)	1.000 (25.4)	
09	1.718 (43.6)	.750 (19.1)	1.125 (28.6)	
10	1.843 (46.8)	.875 (22.2)	1.250 (31.8)	

1. When maximum cable entry (page 21) is exceeded, Style 2 will be supplied. Dimensions F, G, H and J will not apply. Please consult factory.
2. Metric dimensions (mm) are indicated in parentheses.
3. Cable range is defined as the accommodations range for the wire bundle or cable. Dimensions shown are not intended for inspection criteria.