

712-416 • PEEK Only
Composite Straight Backshell Adapter
for MIL-DTL-38999 Series III and IV Fiber Optic Connectors

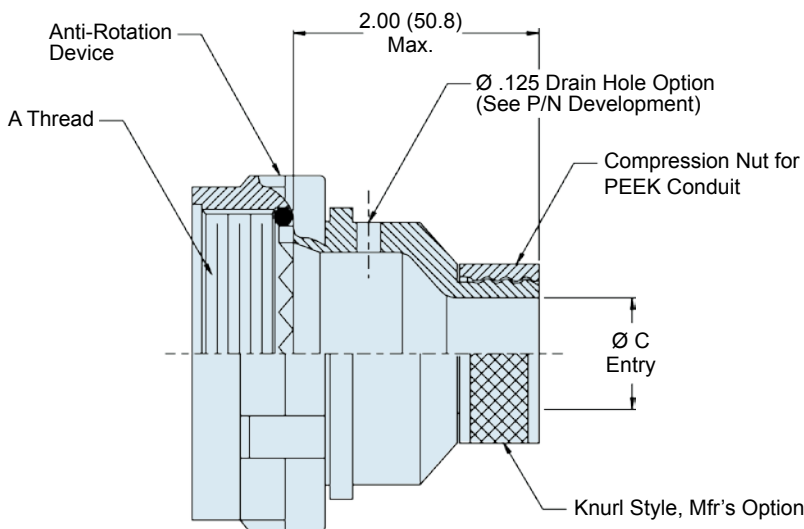
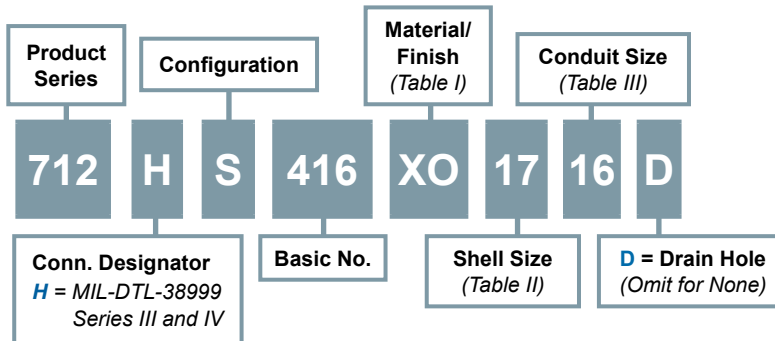


B

MIL-DTL-38999 Series III & IV backshell adapter



How To Order



Material and Finish

- Adapter and Compression Nut: High-Grade Engineering Thermoplastic
- Coupling Nut: High Grade Engineering Thermoplastic/Unplated
- O-Ring: Fluorosilicone or Silicone
- Anti-Rotation Device: Corrosion Resistant Material

Notes

Glenair 600 Series Backshell Assembly Tools are recommended for assembly and installation. Unless otherwise specified, the Backshell Body to be supplied finished per Table I - all other components to be supplied without plating.

712-416 • PEEK Only
Composite Straight Backshell Adapter
 for MIL-DTL-38999 Series III and IV Fiber Optic Connectors



MIL-DTL-38999
 Series III Type

B

Table III: Material and Finish		
Code	Material	Finish Description
XM	Composite	Electroless Nickel
XW		Cadmium Plate/Olive Drab over Electroless Nickel
XO		No Plating—Amber Color

Refer to Appendix for material/finish details

Table II		
Shell Size	A Thread	B Max
11	M15 x 1 - 6H	.980 (24.0)
13	M18 x 1 - 6H	1.16 (28.4)
15	M22 x 1 - 6H	1.28 (32.5)
17	M25 x 1 - 6H	1.41 (35.8)
19	M28 x 1 - 6H	1.52 (38.6)
21	M31 x 1 - 6H	1.64 (41.7)
23	M34 x 1 - 6H	1.77 (43.4)
25	M37 x 1 - 6H	1.89 (48.0)

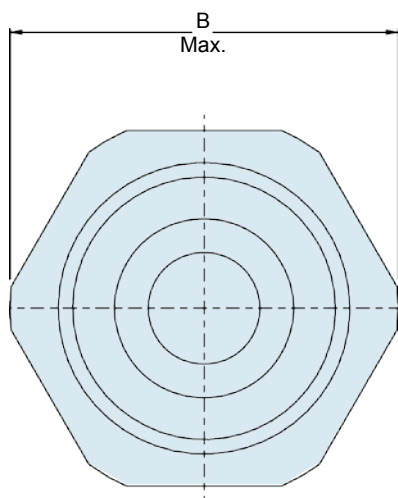


Table III: "Peek" Conduit Size		
Dash No.	Fractional Size	Ø C Dim. Entry
06	3/16	.100 (2.5)
09	9/32	.171 (4.2)
10	5/16	.200 (5.8)
12	3/8	.265 (6.7)
16	1/2	.390 (9.6)
20	5/8	.515 (12.6)
24	3/4	.640 (15.7)
28	7/8	.765 (18.7)
32	1	.890 (21.8)