

AS85049/7 and MS3189B 45° Environmental Backshell

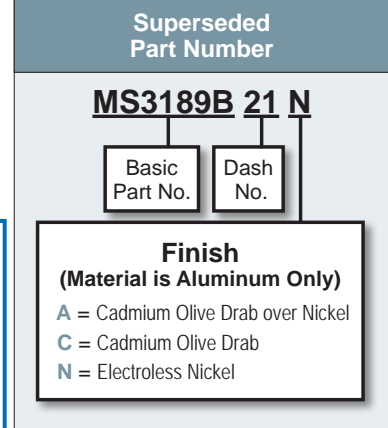
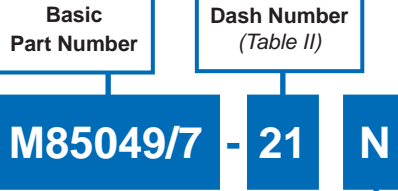


AS85049

B

CONNECTOR DESIGNATOR:

A	AS50151 Series AS34001
	MIL-DTL-26482 Series II
	AS81703 Series III
	MIL-DTL-83723 Series I & III
	40M39569, DEF 5326-3, EN 2997
	EN 3646, ESC 10, ESC 11, LN 29504
	NFC93422 Series HE302 PAN 6432-1, PAN 6432-2, PATT 602

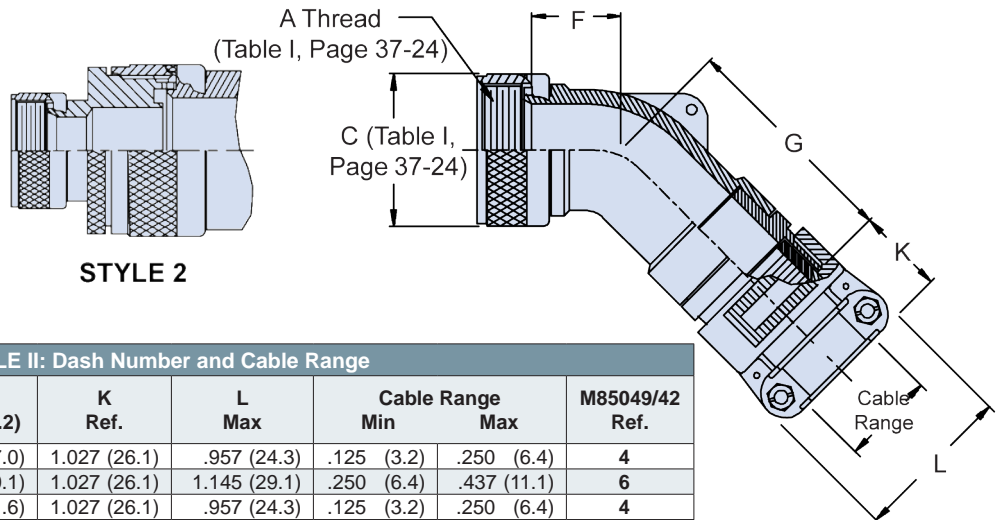


APPLICATION NOTES

- For complete dimensions see the applicable Military Specification.
- Metric dimensions (mm) are in parentheses.
- When maximum cable entry is exceeded, Style 2 will be supplied.
- Cable Range is defined as the accommodation range for the wire bundle or cable. Dimensions shown are not intended for inspection criteria.
- Approximate chain lengths: Dash No. 01-12 = 5.0 (127.0); Dash No. 13-29 = 6.0 (152.4).

Finish / Material

B = Black Cadmium / Stainless Steel
N = Electroless Nickel / Aluminum
S = Passivated / Stainless Steel
W = 1,000 Hr. Cadmium Olive Drab over Electroless Nickel / Aluminum
X = Nickel Fluorocarbon Polymer / Aluminum
Y = Pure Dense Electrodeposited Aluminum / Aluminum
Z = Zinc Nickel, Black / Aluminum
XS = Nickel Fluorocarbon Polymer / Stainless Steel
YS = Pure Dense Electrodeposited Aluminum / Stainless Steel
ZS = Zinc Nickel, Black / Stainless Steel



STYLE 2

TABLE II: Dash Number and Cable Range

Dash No.	Shell Size	F Max	G ± .125 (3.2)	K Ref.	L Max	Cable Range Min	Cable Range Max	M85049/42 Ref.
1	03	.688 (17.5)	1.852 (47.0)	1.027 (26.1)	.957 (24.3)	.125 (3.2)	.250 (6.4)	4
2	03	1.500 (38.1)	1.972 (50.1)	1.027 (26.1)	1.145 (29.1)	.250 (6.4)	.437 (11.1)	6
3	08	.625 (15.9)	1.244 (31.6)	1.027 (26.1)	.957 (24.3)	.125 (3.2)	.250 (6.4)	4
4	10	.688 (17.5)	1.912 (48.6)	1.027 (26.1)	.957 (24.3)	.125 (3.2)	.312 (7.9)	4
5	10	.688 (17.5)	1.307 (33.2)	1.027 (26.1)	1.145 (29.1)	.250 (6.4)	.375 (9.5)	6
6	12	.750 (19.1)	1.972 (50.1)	1.027 (26.1)	.957 (24.3)	.125 (3.2)	.312 (7.9)	4
7	12	.750 (19.1)	1.972 (50.1)	1.027 (26.1)	1.145 (29.1)	.250 (6.4)	.437 (11.1)	6
8	12	.750 (19.1)	1.972 (50.1)	1.027 (26.1)	1.332 (33.8)	.350 (8.9)	.500 (12.7)	10
9	14	.812 (20.6)	2.062 (52.4)	1.027 (26.1)	1.145 (29.1)	.250 (6.4)	.437 (11.1)	6
10	14	.812 (20.6)	1.717 (43.6)	1.027 (26.1)	1.332 (33.8)	.350 (8.9)	.575 (14.6)	10
11	16	.906 (23.0)	2.172 (55.2)	1.027 (26.1)	1.145 (29.1)	.250 (6.4)	.437 (11.1)	6
12	16	.906 (23.0)	1.812 (46.0)	1.059 (26.9)	1.551 (39.4)	.500 (12.7)	.700 (17.8)	12
13	18	1.093 (27.8)	2.362 (60.0)	1.027 (26.1)	1.332 (33.8)	.350 (8.9)	.625 (15.9)	10
14	18	1.093 (27.8)	2.000 (50.8)	1.156 (29.4)	1.770 (45.0)	.625 (15.9)	.779 (19.8)	16
15	20	1.093 (27.8)	2.362 (60.0)	1.027 (26.1)	1.332 (33.8)	.350 (8.9)	.625 (15.9)	10
16	20	1.093 (27.8)	2.000 (50.8)	1.156 (29.4)	1.770 (45.0)	.625 (15.9)	.904 (23.0)	16
17	22	1.188 (30.2)	2.512 (63.8)	1.059 (26.9)	1.551 (39.4)	.500 (12.7)	.750 (19.1)	12
18	22	1.188 (30.2)	2.155 (54.7)	1.375 (34.9)	2.113 (53.7)	.875 (22.2)	1.029 (26.1)	20
19	24	1.188 (30.2)	2.512 (63.8)	1.059 (26.9)	1.551 (39.4)	.500 (12.7)	.750 (19.1)	12
20	24	1.188 (30.2)	2.093 (53.2)	1.375 (34.9)	2.113 (53.7)	.875 (22.2)	1.144 (29.1)	20
21	28	1.312 (33.3)	2.500 (63.5)	1.156 (33.7)	1.770 (45.0)	.625 (15.9)	.937 (23.8)	16

Table Continued on Page B-22

Dimensions in inches (millimeters) and are subject to change without notice.



AS85049/7 and MS3189B 45° Environmental Backshell

TABLE II: Dash Number and Cable Range (Continued From Page B-21)

Dash No.	Shell Size	F Max	G ± .125 (3.2)	K Ref.	L Max	Cable Range		M85049/42 Ref.
						Min	Max	
22	28	1.312 (33.3)	2.218 (56.3)	1.500 (38.1)	2.363 (60.0)	1.000 (25.4)	1.375 (34.9)	24
23	32	1.375 (34.9)	2.662 (67.6)	1.156 (29.4)	1.770 (45.0)	.625 (15.9)	.937 (23.8)	16
24	32	1.375 (34.9)	2.662 (67.6)	1.375 (34.9)	2.113 (53.7)	.875 (22.2)	1.250 (31.8)	20
25	32	1.375 (34.9)	2.312 (58.7)	1.781 (45.2)	2.770 (70.4)	1.250 (31.8)	1.625 (41.3)	28
26	36	1.406 (35.7)	2.752 (69.9)	1.156 (29.4)	1.770 (45.0)	.625 (15.9)	.937 (23.8)	16
27	36	1.406 (35.7)	2.752 (69.9)	1.500 (38.1)	2.363 (60.0)	1.000 (25.4)	1.375 (34.9)	24
28	36	1.406 (35.7)	2.406 (61.1)	1.830 (46.5)	3.020 (76.7)	1.437 (36.5)	1.840 (46.7)	32
29	40	2.156 (54.8)	2.752 (69.9)	1.156 (29.4)	1.770 (45.0)	.625 (15.9)	.937 (23.8)	16
30	40	2.156 (54.8)	2.752 (69.9)	1.500 (38.1)	2.363 (60.0)	1.000 (25.4)	1.375 (34.9)	24
31	40	2.156 (54.8)	2.406 (61.1)	1.830 (46.5)	3.020 (76.7)	1.437 (36.5)	1.875 (47.6)	32
32	44	2.156 (54.8)	2.752 (69.9)	1.156 (29.4)	1.770 (45.0)	.625 (15.9)	.937 (23.8)	16
33	44	2.156 (54.8)	2.752 (69.9)	1.500 (38.1)	2.363 (60.0)	1.000 (25.4)	1.375 (34.9)	24
34	44	2.156 (54.8)	2.406 (61.1)	1.830 (46.5)	3.020 (76.7)	1.437 (36.5)	1.875 (47.6)	32
35	48	2.156 (54.8)	2.752 (69.9)	1.156 (29.4)	1.770 (45.0)	.625 (15.9)	.937 (23.8)	16
36	48	2.156 (54.8)	2.752 (69.9)	1.500 (38.1)	2.363 (60.0)	1.000 (25.4)	1.375 (34.9)	24
37	48	2.156 (54.8)	2.406 (61.1)	1.830 (46.5)	3.020 (76.7)	1.437 (36.5)	1.875 (47.6)	32
38	61	1.188 (30.2)	2.512 (63.8)	1.059 (26.9)	1.551 (39.4)	.500 (12.7)	.750 (19.1)	12
39	61	1.188 (30.2)	2.155 (54.7)	1.375 (34.9)	2.113 (53.7)	.875 (22.2)	1.184 (30.1)	20
40	16	.906 (23.0)	2.172 (55.2)	1.027 (26.1)	1.332 (33.8)	.350 (8.9)	.625 (15.9)	10
41	18	1.093 (27.8)	2.362 (60.0)	1.027 (26.1)	.957 (24.3)	.125 (3.2)	.312 (7.9)	4
42	18	1.093 (27.8)	2.362 (60.0)	1.027 (26.1)	1.145 (29.1)	.250 (6.4)	.437 (11.1)	6
43	20	1.093 (27.8)	2.362 (60.0)	1.027 (26.1)	1.145 (29.1)	.250 (6.4)	.437 (11.1)	6
44	22	1.188 (30.2)	2.512 (63.8)	1.027 (26.1)	.957 (24.3)	.125 (3.2)	.312 (7.9)	4
45	22	1.188 (30.2)	2.512 (63.8)	1.027 (26.1)	1.145 (29.1)	.250 (6.4)	.437 (11.1)	6
46	24	1.188 (30.2)	2.512 (63.8)	1.027 (26.1)	1.332 (33.8)	.350 (8.9)	.625 (15.9)	10
47	36	1.406 (35.7)	2.752 (69.9)	1.059 (26.9)	1.551 (39.4)	.500 (12.7)	.750 (19.1)	12
48	40	2.156 (54.8)	2.752 (69.9)	1.059 (26.9)	1.551 (39.4)	.500 (12.7)	.750 (19.1)	12
49*	10	1.500 (38.1)	1.972 (50.1)	1.027 (26.1)	1.145 (29.1)	.250 (6.4)	.437 (11.1)	6
50*	14	1.842 (46.8)	2.362 (60.0)	1.059 (26.9)	1.551 (39.4)	.500 (12.7)	.750 (19.1)	12
51*	16	1.938 (49.2)	2.512 (63.8)	1.156 (29.4)	1.770 (45.0)	.625 (15.9)	.937 (23.8)	16
52	18	1.093 (27.8)	2.362 (60.0)	1.059 (26.9)	1.551 (39.4)	.500 (12.7)	.750 (19.1)	12
53	61	1.188 (30.2)	2.512 (63.8)	1.156 (29.4)	1.770 (45.0)	.625 (15.9)	.937 (23.8)	16
54	20	1.093 (27.8)	2.362 (60.0)	1.059 (26.9)	1.551 (39.4)	.500 (12.7)	.750 (19.1)	12
55*	20	2.061 (52.3)	2.562 (65.1)	1.375 (34.9)	2.113 (53.7)	.875 (22.2)	1.250 (31.8)	20
56	22	1.188 (30.2)	2.512 (63.8)	1.027 (26.1)	1.332 (33.8)	.350 (8.9)	.625 (15.9)	10
57	22	1.188 (30.2)	2.512 (63.8)	1.156 (29.4)	1.770 (45.0)	.625 (15.9)	.937 (23.8)	16
58*	22	2.061 (52.3)	2.562 (65.1)	1.375 (34.9)	2.113 (53.7)	.875 (22.2)	1.250 (31.8)	20
59	24	1.188 (30.2)	2.512 (63.8)	1.156 (29.4)	1.770 (45.0)	.625 (15.9)	.937 (23.8)	16
60	28	1.312 (33.3)	2.562 (65.1)	1.059 (26.9)	1.551 (39.4)	.500 (12.7)	.750 (19.1)	12
61	28	1.312 (33.3)	2.562 (65.1)	1.375 (34.9)	2.113 (53.7)	.875 (22.2)	1.250 (31.8)	20
62	32	1.375 (34.9)	2.662 (67.6)	1.500 (38.1)	2.363 (60.0)	1.000 (25.4)	1.375 (34.9)	24
63	36	1.406 (35.7)	2.752 (69.9)	1.375 (34.9)	2.113 (53.7)	.875 (22.2)	1.250 (31.8)	20
64	36	1.406 (35.7)	2.752 (69.9)	1.781 (45.2)	2.770 (70.4)	1.250 (31.8)	1.625 (41.3)	28
65	40	2.156 (54.8)	2.752 (69.9)	1.375 (34.9)	2.113 (53.7)	.875 (22.2)	1.250 (31.8)	20
66	40	2.156 (54.8)	2.752 (69.9)	1.781 (45.2)	2.770 (70.4)	1.250 (31.8)	1.625 (41.3)	28
67	44	2.156 (54.8)	2.752 (69.9)	1.375 (34.9)	2.113 (53.7)	.875 (22.2)	1.250 (31.8)	20
68	44	2.156 (54.8)	2.752 (69.9)	1.781 (45.2)	2.770 (70.4)	1.250 (31.8)	1.625 (41.3)	28
69	48	2.156 (54.8)	2.752 (69.9)	1.375 (34.9)	2.113 (53.7)	.875 (22.2)	1.250 (31.8)	20
70	48	2.156 (54.8)	2.752 (69.9)	1.781 (45.2)	2.770 (70.4)	1.250 (31.8)	1.625 (41.3)	28
71*	12	1.654 (42.0)	2.173 (55.2)	1.027 (26.1)	1.332 (33.8)	.350 (8.9)	.625 (15.9)	10
72*	18	1.938 (49.2)	2.512 (63.8)	1.156 (29.4)	1.770 (45.0)	.625 (15.9)	.937 (23.8)	16
73*	24	2.061 (52.3)	2.562 (65.1)	1.375 (34.9)	2.113 (53.7)	.875 (22.2)	1.250 (31.8)	20
74	14	.812 (20.6)	2.062 (52.4)	1.027 (26.1)	.957 (24.3)	.125 (3.2)	.312 (7.9)	4
75	16	.906 (23.0)	2.172 (55.2)	1.027 (26.1)	.957 (24.3)	.125 (3.2)	.312 (7.9)	4

Dimensions in inches (millimeters) and are subject to change without notice.