

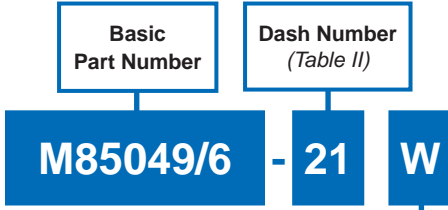
# AS85049/6 and MS3189A 45° EMI/RFI Environmental Backshell



AS85049

B

CONNECTOR DESIGNATOR:	
<b>A</b>	AS50151 Series 34001
	MIL-DTL-26482 Series II
	AS81703 Series III
	MIL-DTL-83723 Series I & III
	40M39569, DEF 5326-3, EN 2997
	EN 3646, ESC 10, ESC 11, LN 29504
	NFC93422 Series HE302 PAN 6432-1, PAN 6432-2, PATT 602



**Finish / Material**

**B** = Black Cadmium / Stainless Steel  
**N** = Electroless Nickel / Aluminum  
**S** = Passivated / Stainless Steel  
**W** = 1,000 Hr. Cadmium Olive Drab  
over Electroless Nickel / Aluminum  
**X** = Aluminum, Nickel Fluorocarbon Polymer  
**Z** = Aluminum, Zinc-Nickel, Black  
**XS** = Stainless Steel, Nickel Fluorocarbon Polymer  
**ZS** = Stainless Steel, Zinc-Nickel, Black

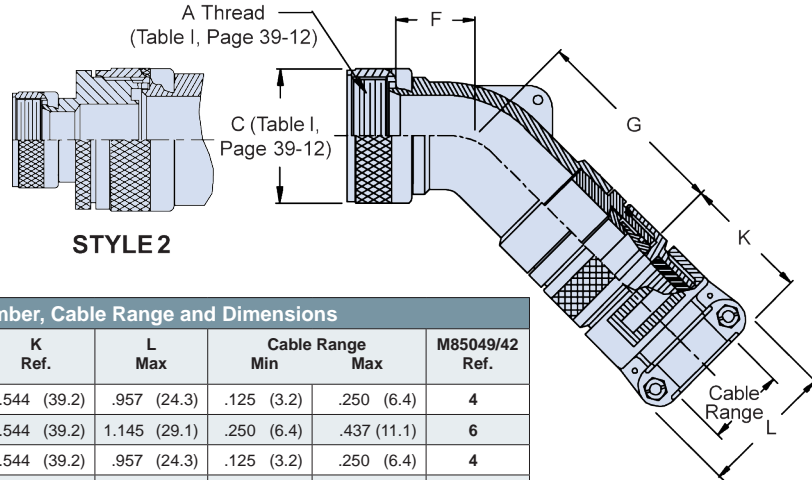
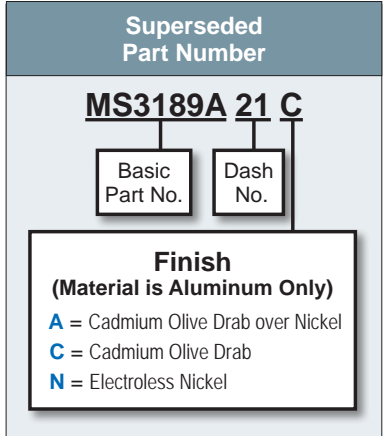


TABLE I: Dash Number, Cable Range and Dimensions									
Dash No.	Shell Size	F Max	G Max	K Ref.	L Max	Cable Range		M85049/42 Ref.	
						Min	Max		
1	3	.686 (17.4)	2.034 (51.7)	1.544 (39.2)	.957 (24.3)	.125 (3.2)	.250 (6.4)	4	
2	3	1.500 (38.1)	1.306 (33.2)	1.544 (39.2)	1.145 (29.1)	.250 (6.4)	.437 (11.1)	6	
3	8	.625 (15.9)	1.974 (50.1)	1.544 (39.2)	.957 (24.3)	.125 (3.2)	.250 (6.4)	4	
4	10	.686 (17.4)	1.369 (34.8)	1.544 (39.2)	.957 (24.3)	.125 (3.2)	.312 (7.9)	4	
5	10	.686 (17.4)	2.034 (51.7)	1.544 (39.2)	1.145 (29.1)	.250 (6.4)	.375 (9.5)	6	
6	12	.750 (19.1)	2.034 (51.7)	1.544 (39.2)	.957 (24.3)	.125 (3.2)	.312 (7.9)	4	
7	12	.750 (19.1)	2.034 (51.7)	1.544 (39.2)	1.145 (29.1)	.250 (6.4)	.437 (11.1)	6	
8	12	.750 (19.1)	2.124 (53.9)	1.844 (46.8)	1.332 (33.8)	.350 (8.9)	.500 (12.7)	10	
9	14	.813 (20.7)	1.779 (45.2)	1.544 (39.2)	1.145 (29.1)	.250 (6.4)	.437 (11.1)	6	
10	14	.813 (20.7)	2.234 (56.7)	1.844 (46.8)	1.332 (33.8)	.350 (8.9)	.575 (14.6)	10	
11	16	.906 (23.0)	1.874 (47.6)	1.544 (39.2)	1.145 (29.1)	.250 (6.4)	.437 (11.1)	6	
12	16	.906 (23.0)	2.424 (61.6)	1.916 (48.7)	1.551 (39.4)	.500 (12.7)	.700 (17.8)	12	
13	18	1.093 (27.8)	2.062 (52.4)	1.844 (46.8)	1.332 (33.8)	.350 (8.9)	.625 (15.9)	10	
14	18	1.093 (27.8)	2.424 (61.6)	2.000 (50.8)	1.770 (45.0)	.625 (15.9)	.779 (19.8)	16	
15	20	1.093 (27.8)	2.062 (52.4)	1.844 (46.8)	1.332 (33.8)	.350 (8.9)	.625 (15.9)	10	
16	20	1.093 (27.8)	2.574 (65.4)	2.000 (50.8)	1.770 (45.0)	.625 (15.9)	.904 (23.0)	16	
17	22	1.188 (30.2)	2.217 (56.3)	1.916 (48.7)	1.551 (39.4)	.500 (12.7)	.750 (19.1)	12	
18	22	1.188 (30.2)	2.574 (65.4)	2.230 (56.6)	2.113 (53.7)	.875 (22.2)	1.029 (26.1)	20	
19	24	1.188 (30.2)	2.217 (56.3)	1.916 (48.7)	1.551 (39.4)	.500 (12.7)	.750 (19.1)	12	
20	24	1.188 (30.2)	2.624 (66.6)	2.230 (56.6)	2.113 (53.7)	.875 (22.2)	1.144 (29.1)	20	
21	28	1.313 (33.4)	2.562 (65.1)	2.000 (50.8)	1.770 (45.0)	.625 (15.9)	.937 (23.8)	16	

Continued on Page B-20

- APPLICATION NOTES

  1. For complete dimensions see the applicable Military Specification.
  2. When maximum cable entry is exceeded, Style 2 will be supplied.
  3. Metric dimensions (mm) are in parentheses.
  4. Cable Range is defined as the accommodation range for the wire bundle or cable. Dimensions shown are not intended for inspection criteria.

Dimensions in inches (millimeters) and are subject to change without notice.



# AS85049/6 and MS3189A 45° EMI/RFI Environmental Backshell

B

TABLE I: Continued from Page B-19

Dash No.	Shell Size	F Max	G Max	K Ref.	L Max	Cable Range		M85049/42 Ref.
						Min	Max	
22	28	1.312 (33.3)	2.280 (57.9)	2.024 (51.4)	2.363 (60.0)	1.000 (25.4)	1.375 (34.9)	24
23	32	1.375 (34.9)	2.724 (69.2)	2.000 (50.8)	1.770 (45.0)	.625 (15.9)	.937 (23.8)	16
24	32	1.375 (34.9)	2.724 (69.2)	2.230 (56.6)	2.113 (53.7)	.875 (22.2)	1.250 (31.8)	20
25	32	1.375 (34.9)	2.374 (60.3)	2.550 (64.8)	2.770 (70.4)	1.250 (31.8)	1.625 (41.3)	28
26	36	1.406 (35.7)	2.814 (71.5)	2.000 (50.8)	1.770 (45.0)	.625 (15.9)	.937 (23.8)	16
27	36	1.406 (35.7)	2.814 (71.5)	2.024 (51.4)	2.363 (60.0)	1.000 (25.4)	1.375 (34.9)	24
28	36	1.406 (35.7)	2.468 (62.7)	2.600 (66.0)	3.020 (76.7)	1.437 (36.5)	1.840 (46.7)	32
29	40	2.156 (54.8)	2.634 (66.9)	2.000 (50.8)	1.770 (45.0)	.625 (15.9)	.937 (23.8)	16
30	40	2.156 (54.8)	2.634 (66.9)	2.024 (51.4)	2.363 (60.0)	1.000 (25.4)	1.375 (34.9)	24
31	40	2.156 (54.8)	2.468 (62.7)	2.600 (66.0)	3.020 (76.7)	1.437 (36.5)	1.875 (47.6)	32
32	44	2.156 (54.8)	2.814 (71.5)	2.000 (50.8)	1.770 (45.0)	.625 (15.9)	.937 (23.8)	16
33	44	2.156 (54.8)	2.468 (62.7)	2.024 (51.4)	2.363 (60.0)	1.000 (25.4)	1.375 (34.9)	24
34	44	2.156 (54.8)	2.468 (62.7)	2.600 (66.0)	3.020 (76.7)	1.437 (36.5)	1.875 (47.6)	32
35	48	2.156 (54.8)	2.814 (71.5)	2.000 (50.8)	1.770 (45.0)	.625 (15.9)	.937 (23.8)	16
36	48	2.156 (54.8)	2.814 (71.5)	2.024 (51.4)	2.363 (60.0)	1.000 (25.4)	1.375 (34.9)	24
37	48	2.156 (54.8)	2.468 (62.7)	2.600 (66.0)	3.020 (76.7)	1.437 (36.5)	1.875 (47.6)	32
38	61	1.188 (30.2)	2.574 (65.4)	1.916 (48.7)	1.551 (39.4)	.500 (12.7)	.750 (19.1)	12
39	61	1.188 (30.2)	2.217 (56.3)	2.230 (56.6)	2.113 (53.7)	.875 (22.2)	1.184 (30.1)	20
40	16	.906 (23.0)	2.234 (56.7)	1.844 (46.8)	1.332 (33.8)	.350 (8.9)	.625 (15.9)	10
41	18	1.093 (27.8)	2.424 (61.6)	1.544 (39.2)	.957 (24.3)	.125 (3.2)	.312 (7.9)	4
42	18	1.093 (27.8)	2.424 (61.6)	1.544 (39.2)	1.145 (29.1)	.250 (6.4)	.437 (11.1)	6
43	20	1.093 (27.8)	2.424 (61.6)	1.544 (39.2)	1.145 (29.1)	.250 (6.4)	.437 (11.1)	6
44	22	1.188 (30.2)	2.574 (65.4)	1.544 (39.2)	.957 (24.3)	.125 (3.2)	.312 (7.9)	4
45	22	1.188 (30.2)	2.574 (65.4)	1.544 (39.2)	1.145 (29.1)	.250 (6.4)	.437 (11.1)	6
46	24	1.188 (30.2)	2.574 (65.4)	1.844 (46.8)	1.332 (33.8)	.350 (8.9)	.625 (15.9)	10
47	36	1.406 (35.7)	2.814 (71.5)	1.916 (48.7)	1.551 (39.4)	.500 (12.7)	.750 (19.1)	12
48	40	2.156 (54.8)	2.814 (71.5)	1.916 (48.7)	1.551 (39.4)	.500 (12.7)	.750 (19.1)	12
49*	10	1.500 (38.1)	2.034 (51.7)	1.544 (39.2)	1.145 (29.1)	.250 (6.4)	.437 (11.1)	6
50*	14	1.842 (46.8)	2.424 (61.6)	1.916 (48.7)	1.551 (39.4)	.500 (12.7)	.750 (19.1)	12
51*	16	1.937 (49.2)	2.574 (65.4)	2.000 (50.8)	1.770 (45.0)	.625 (15.9)	.937 (23.8)	16
52	18	1.093 (27.8)	2.424 (61.6)	1.916 (48.7)	1.551 (39.4)	.500 (12.7)	.750 (19.1)	12
53	61	1.188 (30.2)	2.574 (65.4)	2.000 (50.8)	1.770 (45.0)	.625 (15.9)	.937 (23.8)	16
54	20	1.093 (27.8)	2.424 (61.6)	1.916 (48.7)	1.551 (39.4)	.500 (12.7)	.750 (19.1)	12
55*	20	2.061 (52.3)	2.624 (66.6)	2.230 (56.6)	2.113 (53.7)	.875 (22.2)	1.250 (31.8)	20
56	22	1.188 (30.2)	2.574 (65.4)	1.844 (46.8)	1.332 (33.8)	.350 (8.9)	.625 (15.9)	10
57	22	1.188 (30.2)	2.574 (65.4)	2.000 (50.8)	1.770 (45.0)	.625 (15.9)	.937 (23.8)	16
58*	22	2.061 (52.3)	2.624 (66.6)	2.230 (56.6)	2.113 (53.7)	.875 (22.2)	1.250 (31.8)	20
59	24	1.188 (30.2)	2.574 (65.4)	2.000 (50.8)	1.770 (45.0)	.625 (15.9)	.937 (23.8)	16
60	28	1.313 (33.4)	2.624 (66.6)	1.916 (48.7)	1.551 (39.4)	.500 (12.7)	.750 (19.1)	12
61	28	1.313 (33.4)	2.624 (66.6)	2.230 (56.6)	2.113 (53.7)	.875 (22.2)	1.250 (31.8)	20
62	32	1.375 (34.9)	2.724 (69.2)	2.024 (51.4)	2.363 (60.0)	1.000 (25.4)	1.375 (34.9)	24
63	36	1.406 (35.7)	2.814 (71.5)	2.230 (56.6)	2.113 (53.7)	.875 (22.2)	1.250 (31.8)	20
64	36	1.406 (35.7)	2.814 (71.5)	2.550 (64.8)	2.770 (70.4)	1.250 (31.8)	1.625 (41.3)	28
65	40	2.156 (54.8)	2.814 (71.5)	2.230 (56.6)	2.113 (53.7)	.875 (22.2)	1.250 (31.8)	20
66	40	2.156 (54.8)	2.814 (71.5)	2.550 (64.8)	2.770 (70.4)	1.250 (31.8)	1.625 (41.3)	28
67	44	2.156 (54.8)	2.814 (71.5)	2.230 (56.6)	2.113 (53.7)	.875 (22.2)	1.250 (31.8)	20
68	44	2.156 (54.8)	2.814 (71.5)	2.550 (64.8)	2.770 (70.4)	1.250 (31.8)	1.625 (41.3)	28
69	48	2.156 (54.8)	2.814 (71.5)	2.230 (56.6)	2.113 (53.7)	.875 (22.2)	1.250 (31.8)	20
70	48	2.156 (54.8)	2.814 (71.5)	2.550 (64.8)	2.770 (70.4)	1.250 (31.8)	1.625 (41.3)	28
71*	12	1.654 (42.0)	2.234 (56.4)	1.844 (46.8)	1.332 (33.8)	.350 (8.9)	.625 (15.9)	10
72*	18	1.937 (49.2)	2.574 (65.4)	2.000 (50.8)	1.770 (45.0)	.625 (15.9)	.937 (23.8)	16
73*	24	2.061 (52.3)	2.624 (66.6)	2.230 (56.6)	2.116 (53.7)	.875 (22.2)	1.250 (31.8)	20
74	14	.813 (20.7)	2.124 (53.9)	1.544 (39.2)	.957 (24.3)	.125 (3.2)	.312 (7.9)	04
75	16	.906 (23.0)	2.234 (56.4)	1.544 (39.2)	.957 (24.3)	.125 (3.2)	.312 (7.9)	04

\* Denotes Style 2

Dimensions in inches (millimeters) and are subject to change without notice.