



189-037

**Environmental Backshell with Banding Strain Relief  
for MIL-DTL-38999 Series III Fiber Optic Connectors**

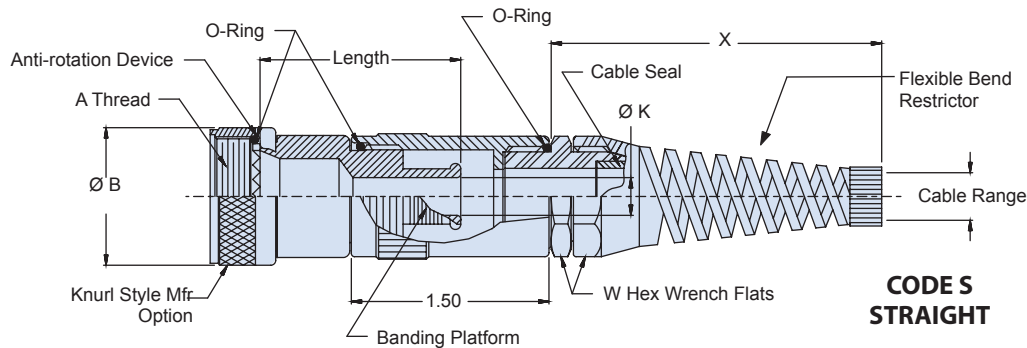
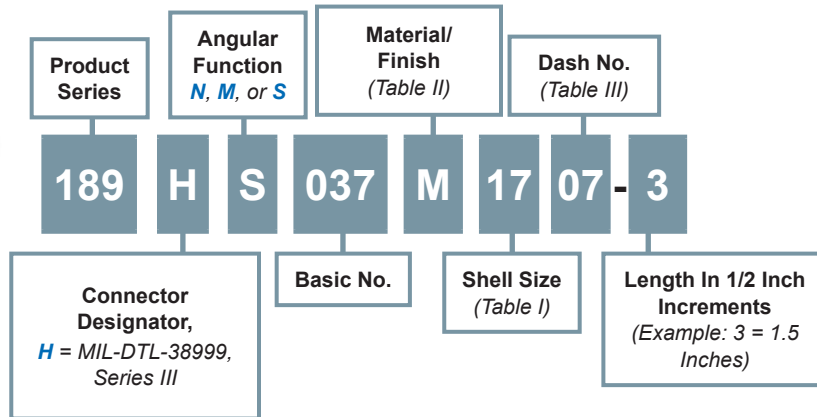
D38999  
Series III

B

**MIL-DTL-38999 Series III backshell with strain relief and flexible bend restrictor**



**How To Order**



**Material and Finish**

Adapter, Coupling Nut: See Table II  
 Strain Relief Components: Nylon 6/6 (Flame-resistant/zero Halogen)  
 Anti-Rotation Device: Torlon 42031-Natural  
 O-Rings: Fluorosilicone

**Notes**

Glenair 600 Series Backshell assembly tools are recommended for assembly and installation.  
 Standard minimum length: 1.5 inches, for shorter length consult factory.  
 MIL-I-23053/4 & /5 Shrink Sleeving to be packaged loose in a plastic bag.  
 MIL-I-23053/4 Shrink Sleeving to be heat shrunk over rear of Adapter before MIL-I-23053/5 Shrink Sleeving.  
 For assembly instruction see GAP-065

189-037

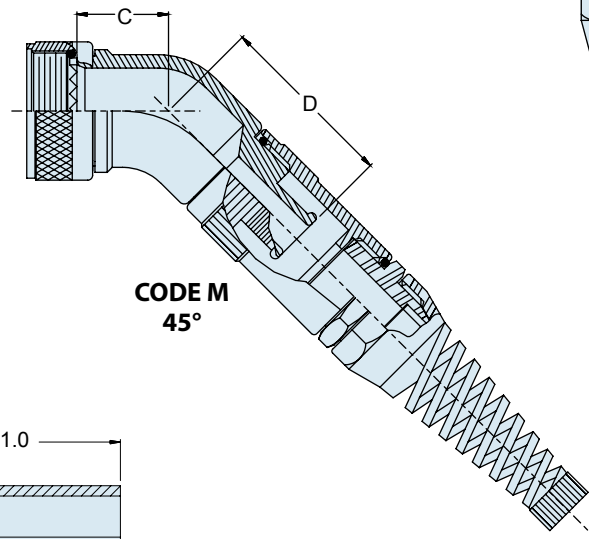
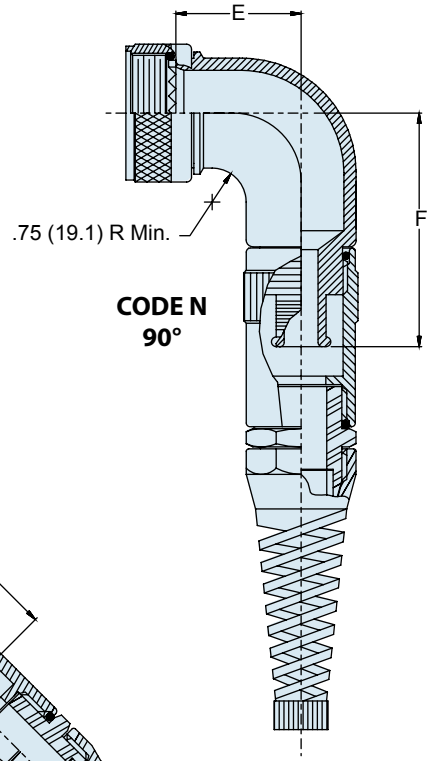
Environmental Backshell with Banding Strain Relief  
for MIL-DTL-38999 Series III Fiber Optic Connectors



MIL-DTL-38999  
Series III Type

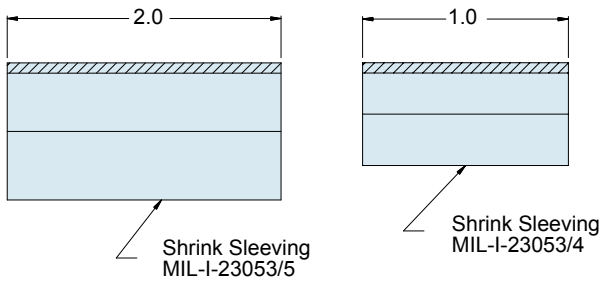
**B**

Shell Size	A Thread Iso Metric	ØB Max	C Max	D Max	E Max	F Max
11	M15 X 1 - 6H	1.06 (26.9)	.861 (21.9)	1.111 (28.2)	1.563 (39.7)	1.875 (47.6)
13	M18 X 1 - 6H	1.17 (29.7)	.911 (23.1)	1.161 (29.5)	1.938 (49.2)	2.250 (57.2)
15	M22 X 1 - 6H	1.29 (32.8)	.965 (24.5)	1.215 (30.9)	1.938 (49.2)	2.250 (57.2)
17	M25 X 1 - 6H	1.42 (36.1)	1.014 (25.8)	1.264 (32.1)	2.063 (52.4)	2.375 (60.3)
19	M28 X 1 - 6H	1.54 (39.1)	1.064 (27.0)	1.314 (33.4)	2.063 (52.4)	2.375 (60.3)
21	M31X 1 - 6H	1.67 (42.4)	1.118 (28.4)	1.368 (34.7)	2.563 (65.1)	2.875 (73.0)
23	M34 X 1 - 6H	2.01 (51.1)	1.172 (29.8)	1.422 (36.1)	2.313 (58.8)	2.688 (68.3)
25	M37 X 1 - 6H	2.12 (53.8)	1.221 (31.0)	1.471 (37.4)	2.250 (57.2)	2.563 (65.1)



Code	Material	Finish Description
M	Aluminum Alloy	Electroless Nickel
NF		Cadmium Plate, Olive Drab, Over Nickel

Refer to Appendix for material/finish details



Dash No.	Cable Dia Range	Ø K ±005	W Hex	X	MIL-I-23053 Shrink Sleeve	MIL-I-23053 Shrink Sleeve
05	.200/.285	.312 (8.0)	.750 (19.1)	2.32 (58.9)	/4-203-0	/5-107-0
07	.285/.390	.438 (11.1)	.870 (22.1)	2.80 (71.1)	/4-204-0	/5-108-0
09	.390/.550	.562 (14.3)	1.06 (26.9)	3.66 (93.0)	/4-204-0	/5-109-0
11	.550/.670	.688 (17.5)	1.30 (33.0)	4.37 (111.0)	/4-205-0	/5-109-0