

**CONNECTOR DESIGNATORS**  
**A-B\*-C-D-E-F**  
**G-H-J-K-L-S**

\* Conn. Desig. B See Note 5  
**DIRECT COUPLING**

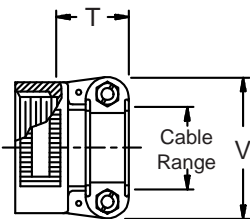
**TYPE A OVERALL SHIELD TERMINATION**



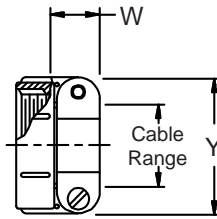
**STYLE 2**  
**(STRAIGHT**  
**See Note 1)**



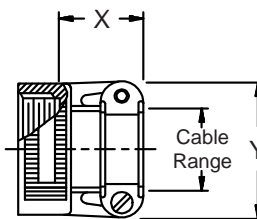
**STYLE H**  
 Heavy Duty  
 (Table X)



**STYLE A**  
 Medium Duty  
 (Table XI)



**STYLE M**  
 Medium Duty  
 (Table XI)



**STYLE D**  
 Medium Duty  
 (Table XI)

