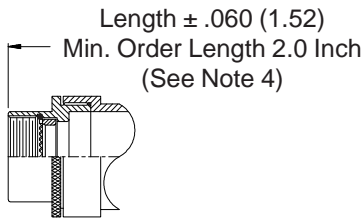
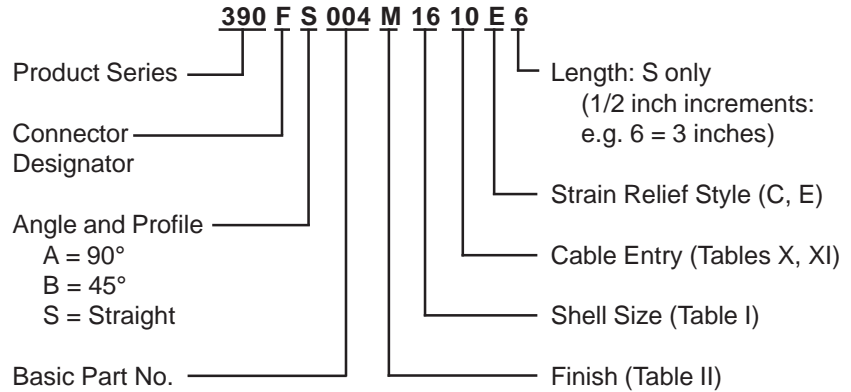


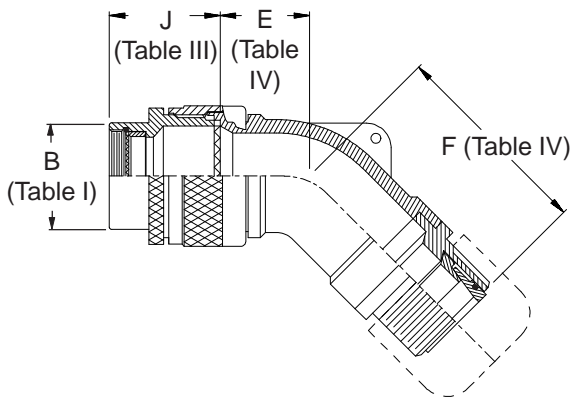
**CONNECTOR  
 DESIGNATORS**  
**A-B\*-C-D-E-F**  
**G-H-J-K-L-S**

\* Conn. Desig. B See Note 6  
**DIRECT COUPLING**

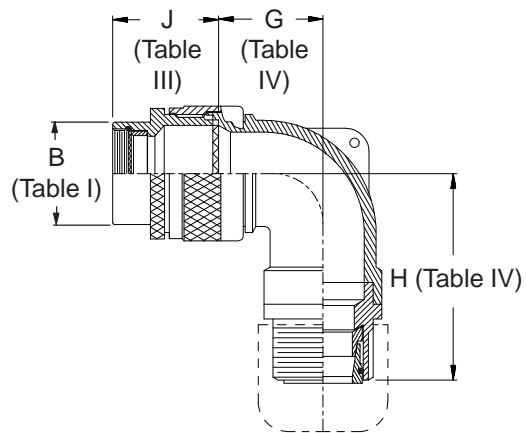
**TYPE A OVERALL  
 SHIELD TERMINATION**



**STYLE 2**  
**(STRAIGHT)**  
 See Note 1)



**STYLE C**  
 Medium Duty  
 (Table X)



**STYLE E**  
 Medium Duty  
 (Table XI)



