



189-037

**Environmental Backshell with Banding Strain Relief  
for MIL-DTL-38999 Series III Fiber Optic Connectors**

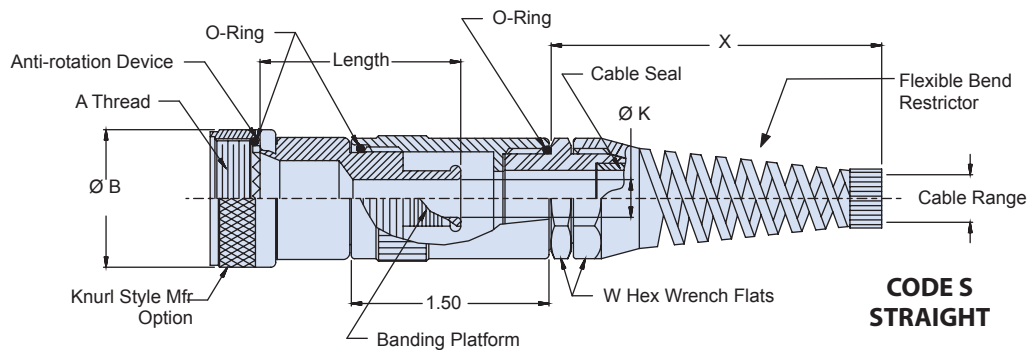
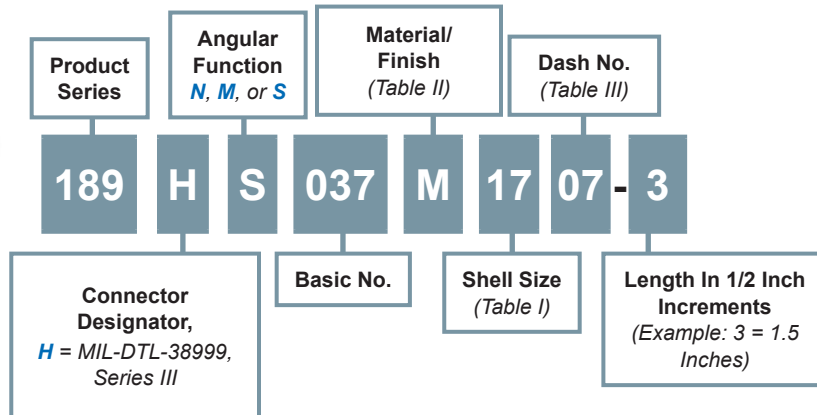
D38999  
Series III

B

**MIL-DTL-38999 Series III backshell with strain relief and flexible bend restrictor**



**How To Order**



**Material and Finish**

Adapter, Coupling Nut: See Table II  
 Strain Relief Components: Nylon 6/6 (Flame-resistant/zero Halogen)  
 Anti-Rotation Device: Torlon 42031-Natural  
 O-Rings: Fluorosilicone

**Notes**

Glenair 600 Series Backshell assembly tools are recommended for assembly and installation.  
 Standard minimum length: 1.5 inches, for shorter length consult factory.  
 MIL-I-23053/4 & /5 Shrink Sleeving to be packaged loose in a plastic bag.  
 MIL-I-23053/4 Shrink Sleeving to be heat shrunk over rear of Adapter before MIL-I-23053/5 Shrink Sleeving.  
 For assembly instruction see GAP-065

189-037

Environmental Backshell with Banding Strain Relief  
for MIL-DTL-38999 Series III Fiber Optic Connectors



MIL-DTL-38999  
Series III Type

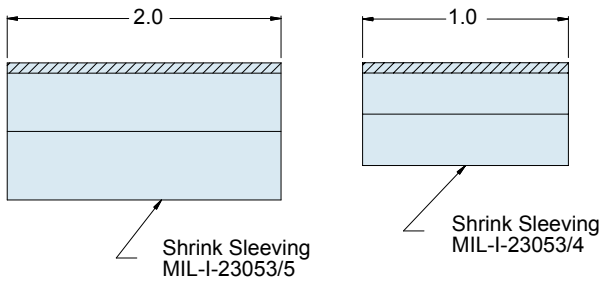
**B**

| Shell Size | A Thread Iso Metric | ØB Max      | C Max        | D Max        | E Max        | F Max        |
|------------|---------------------|-------------|--------------|--------------|--------------|--------------|
| 11         | M15 X 1 - 6H        | 1.06 (26.9) | .861 (21.9)  | 1.111 (28.2) | 1.563 (39.7) | 1.875 (47.6) |
| 13         | M18 X 1 - 6H        | 1.17 (29.7) | .911 (23.1)  | 1.161 (29.5) | 1.938 (49.2) | 2.250 (57.2) |
| 15         | M22 X 1 - 6H        | 1.29 (32.8) | .965 (24.5)  | 1.215 (30.9) | 1.938 (49.2) | 2.250 (57.2) |
| 17         | M25 X 1 - 6H        | 1.42 (36.1) | 1.014 (25.8) | 1.264 (32.1) | 2.063 (52.4) | 2.375 (60.3) |
| 19         | M28 X 1 - 6H        | 1.54 (39.1) | 1.064 (27.0) | 1.314 (33.4) | 2.063 (52.4) | 2.375 (60.3) |
| 21         | M31X 1 - 6H         | 1.67 (42.4) | 1.118 (28.4) | 1.368 (34.7) | 2.563 (65.1) | 2.875 (73.0) |
| 23         | M34 X 1 - 6H        | 2.01 (51.1) | 1.172 (29.8) | 1.422 (36.1) | 2.313 (58.8) | 2.688 (68.3) |
| 25         | M37 X 1 - 6H        | 2.12 (53.8) | 1.221 (31.0) | 1.471 (37.4) | 2.250 (57.2) | 2.563 (65.1) |



| Code | Material       | Finish Description                     |
|------|----------------|--|
| M    | Aluminum Alloy | Electroless Nickel                     |
| NF   |                | Cadmium Plate, Olive Drab, Over Nickel |

Refer to Appendix for material/finish details



| Dash No. | Cable Dia Range | Ø K ±005    | W Hex       | X            | MIL-I-23053 Shrink Sleeve | MIL-I-23053 Shrink Sleeve |
|----------|-----------------|-------------|-------------|--------------|---------------------------|---------------------------|
| 05       | .200/.285       | .312 (8.0)  | .750 (19.1) | 2.32 (58.9)  | /4-203-0                  | /5-107-0                  |
| 07       | .285/.390       | .438 (11.1) | .870 (22.1) | 2.80 (71.1)  | /4-204-0                  | /5-108-0                  |
| 09       | .390/.550       | .562 (14.3) | 1.06 (26.9) | 3.66 (93.0)  | /4-204-0                  | /5-109-0                  |
| 11       | .550/.670       | .688 (17.5) | 1.30 (33.0) | 4.37 (111.0) | /4-205-0                  | /5-109-0                  |