


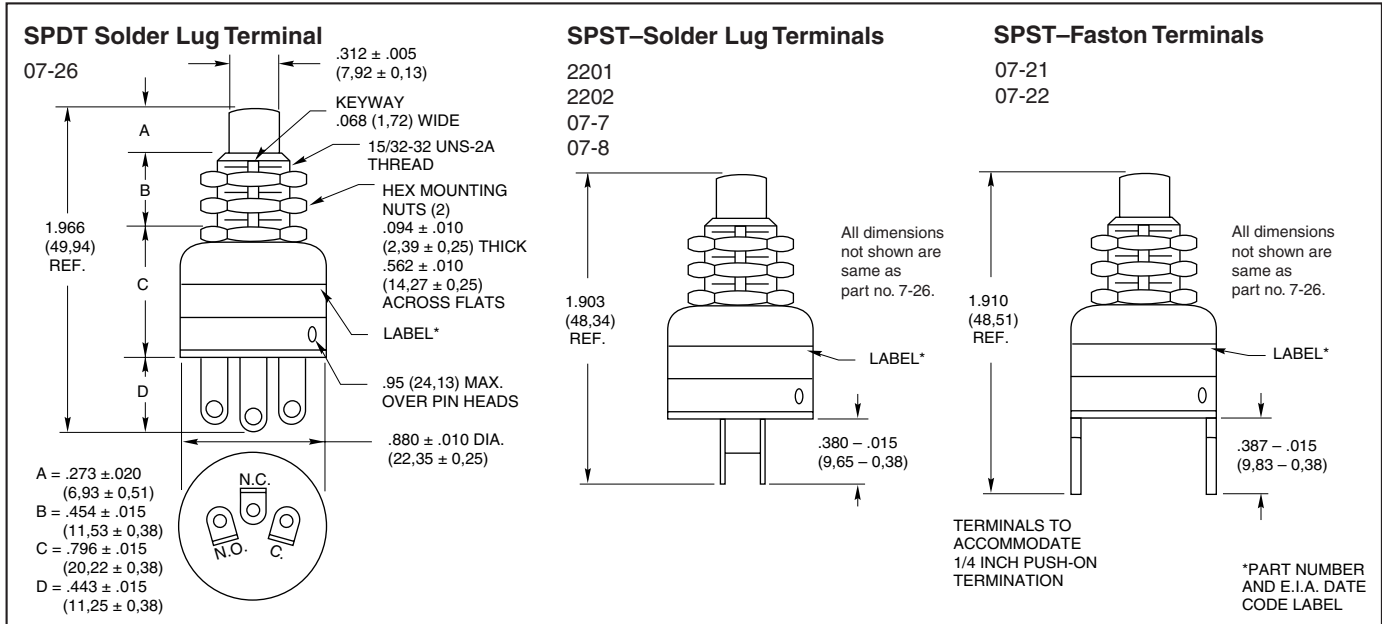
**SERIES 07**  
**SERIES 2000**  
**SPST and SPDT, 10 Amp**

**FEATURES**

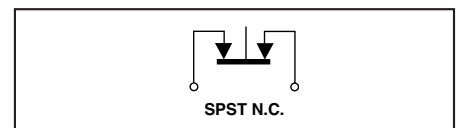
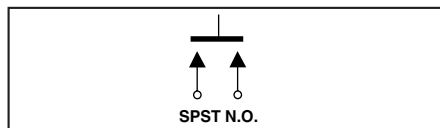
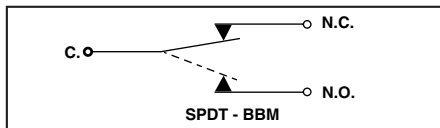
- Momentary Contact
- Extremely Fast Make-and-Break
- Audible Click
- 25,000 Cycles of Operation



**DIMENSIONS** in Inches (and millimeters)



**CIRCUITRY**



**SPECIFICATIONS**

**Rating Criteria**

**Rated:** To make and break 10 Amps at 115 Vac, or 5 Amps at 220 Vac resistive load for 25,000 operations

**Contact Resistance:** 25 milliohms or less on a new switch

**Voltage Breakdown:** 1,000 Vac between mutually insulated parts

**Insulation Resistance:** 1,000 megohms minimum

**Operating Features**

**Total Button Travel:** .065 (1,65) approximately

**Overtravel:** .008 (0,20) approximately

**Actuating Force:** 24 ounces approximately

**Mounting Hole:** 31/64" (12,30) inches

**Terminal Type:** Solder Lug/Faston

**Operating Temperature:** -40°C to +85°C

**Materials and Finishes**

**Housing, Button and Internal Bridge:** Thermoset plastic

**Mounting Nuts, Bushings, and Internal Bracket:** Brass, tin/zinc plated

**Fixed and Moving Contacts:** Fine silver

**Internal Spring, Link and Contact Carrier:** Beryllium, copper

**Cover-to-Base Mounting Pins:** Brass, nickel plated

**Faston Terminals:** Brass, tin over nickel plated

**Solder Lug Terminals:** Brass, tin/zinc plated

**ACCESSORIES**



\*We also offer a "pendant housing" on the push/sealterm/wireleads option page

**ORDERING INFORMATION**

*Part Number	Circuitry	Button	Terminal
2201	SPST-N.O.	Red	Solder
07-7	SPST-N.O.	Black	Solder
07-21	SPST-N.O.	Red	Faston
2202	SPST-N.C.	Black	Solder
07-8	SPST-N.C.	Red	Solder
07-22	SPST-N.C.	Black	Faston
07-26 RED	SPDT-BBM	Red	Solder
07-26 BLK	SPDT-BBM	Black	Solder

Part Number	Accessory Description
07Z1047-1 BLK	Black Button Cap
07Z1047-2 RED	Red Button Cap
07C1040-1	Decorative Nut
10C1015-1	Button Guard

Pushbutton Switches