

HE3600 Miniature S.I.L. Relay Features and Benefits



Features

- Miniature single in line
- Optional coil suppression diode to protect coil drive circuits
- Normally open contact version
- Specialist ATE version
- External magnetic shield option
- Diode suppression option

Benefits

- Sub-miniature size and single in line configuration allows very high packing densities, minimizing space and cost
- Designed specifically to meet the ATE environment
- Lower power coil consumption than competing electromechanical devices
- Hermetically sealed switching contact is immune to the effects of its environment
- Transfer molded package gives maximum component protection

Applications

- Telecom
- Security
- Instrumentation
- Process Control
- Automatic Test Equipment

DIMENSIONS (in) mm

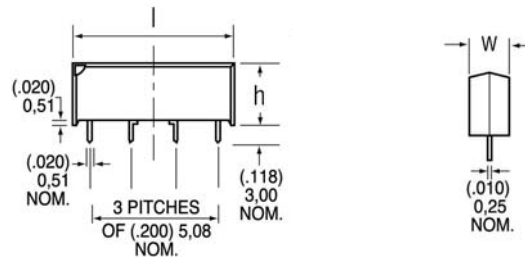
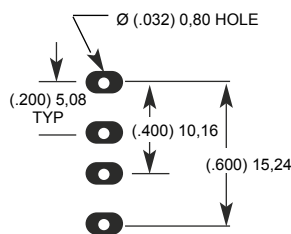


Table 1

Relay Type	Body Type	l	w	h
HE3600	Transfer Molded	(.750) 19,05	(.200) 5,08	(.293) 7,45
	External Shield	(.776) 19,70	(.222) 5,65	(.310) 7,87

HE3600 PCB LAYOUT (Bottom View) ORDERING INFORMATION



PART NUMBER HE3600 X XX X

Model Number
 HE3621 - Standard
 HE3671 - Data Switching

Contact Type
 A - form A (SPST-NO)

Standard Coil
 05 - 5 Volt
 12 - 12 Volt
 24 - 24 Volt

General Options
 00 - No Options
 10 - Diode Supressed Coil
 40 - External Magnetic Shield
 50 - Ext. Magnetic Shield and Diode


See next page for : Electrical, Operating and Coil Characteristics

Hamlin USA Tel: +1 920 648 3000 • Fax: +1 920 648 3001 • Email: sales.us@hamlin.com
 Hamlin Europe Tel: +44 (0)1603 257700 • Fax: +44 (0)1603 257702 • Email: sales.uk@hamlin.com
 Hamlin China Tel: +86 (0) 512 69365 800 • Fax: +86 (0) 512 69365 811 • Email: sales.cn@hamlin.com

TABLE 2 HE3300 Series Recognized File #E47258  Electrical and Operating Characteristics @ 25 °C

Contact Type			Form A SPST-NO Standard	Form A SPST-NO Data Switching
Relay Types			HE3621A	HE3671A
CONTACT RATINGS Contact Hamlin for specific load/life details.	Power, Switching Voltage, Switching Current, Switching Current, Carry	Watt - max. Vdc - max. A - max. A - max.	10 200 0.5 1.2	10 200 0.5 0.8
VOLTAGE HOLD-OFF	Across Open Contacts Contacts to Coil Between Isolated Terminals	Vdc - min. Vac - min. Vac - min.	250 1500 1500	250 1500 1500
RESISTANCE	Contact, Initial Insulation Across Open Contacts Insulation Between Isolated Terminals	Ω - max. Ω - min. Ω - min.	0.150 10^{10} 10^{10}	0.100 10^{10} 10^{10}
TIMING	Operate Time Release Time	ms - max. ms - max.	1.0 1.0	1.0 1.0
ENVIRONMENTAL	Temperature, Operating Temperature, Storage Vibration Resistance Shock Resistance	°C °C G-max. 10-2000 Hz G-max. 11 ms, ½ sine	-40 to +85 -40 to +105 20 50	-40 to +85 -40 to +105 20 50

Table 3 HE3600 Series Miniature Relay Coil Characteristics @ 25 °C

Contact Form & Type	Electrical & Operating Characteristics	Dimensions	Part Number	Nominal Coil voltage Vdc	Coil Resistance $\pm 10\%$ Ohms	Must Operate Vdc	Must Release Vdc	Maximum Coil Voltage Vdc	Top View 2,54 mm, 0.1 in. Grid Dot on Case: Pin 1 Numbers not printed on case.
1A SPST-NO	See Table 2	See Table 1	HE3621A0500	5	500	3.75	0.5	14	
			HE3671A0500						
			HE3621A1200	12	1000	8.0	1.0	22	
			HE3671A1200						
			HE3621A2400	24	2150	16.0	2.0	31	
			HE3671A2400						

Hamlin USA Tel: +1 920 648 3000 • Fax: +1 920 648 3001 • Email: sales.us@hamlin.com
Hamlin Europe Tel: +44 (0)1603 257700 • Fax: +44 (0)1603 257702 • Email: sales.uk@hamlin.com
Hamlin China Tel: +86 (0) 512 69365 800 • Fax: +86 (0) 512 69365 811 • Email: sales.cn@hamlin.com