

SOLID TOP

- 14 gauge steel construction
- Supplied with mounting hardware
- Should be used on all racks where protection from dust or falling objects is required

Part Number		Panel Width	Rack Depth
Black Textured	Beige Textured		
C2T1923SBK1	C2T1923SCG1	19	23.63
C2T1931SBK1	C2T1931SCG1	19	31.50
C2T1936SBK1	C2T1936SCG1	19	36.00




VENTED TOP

- 14 gauge steel construction
- Supplied with mounting hardware
- Provides a practical and economical solution to convection cooling requirements
- Available either with or without 3.5" cable access holes and covers

Without Cable Access Holes

Part Number		Panel Width	Rack Depth
Black Textured	Beige Textured		
C2T1923VBK1	C2T1923VCG1	19	23.63
C2T1931VBK1	C2T1931VCG1	19	31.50
C2T1936VBK1	C2T1936VCG1	19	36.00



With 3.5" Cable Access Holes & Covers

Part Number		Panel Width	Rack Depth
Black Textured	Beige Textured		
C2T1923VCEBK1	C2T1923VCECG1	19	23.63
C2T1931VCEBK1	C2T1931VCECG1	19	31.50
C2T1936VCEBK1	C2T1936VCECG1	19	36.00



RAISED VENT TOP

- 14 gauge steel construction
- Supplied with mounting hardware
- Simple up or down adjustment permits either raised installation for venting or flush mounting for smooth decorative look
- Allows for protection from falling objects or liquids
- When raised, permits convection cooling as gap between top & frame allows warm air to escape on all four sides

Part Number		Panel Width	Rack Depth
Black Textured	Beige Textured		
C2T1923RBK1	C2T1923RCG1	19	23.63
C2T1931RBK1	C2T1931RCG1	19	31.50
C2T1936RBK1	C2T1936RCG1	19	36.00




19" Rack Mount

Welded



Fan Tops (C2 Series)


4.7" FAN TOP PANEL



- 14 gauge steel construction
- 4.7" fan top panel - fans not included (see next page)
- Quantity 4 or 6 openings depending on depth of rack
- Maximum flexibility - add fans, leave holes open (for cable access) or use covers (see next page)

Part Number		Panel Width	Rack Depth	Fan Holes
Black Textured	Beige Textured			
C2T1923FBK1	C2T1923FCG1	19	23.63	4
C2T1931FBK1	C2T1931FCG1	19	31.50	6
C2T1936FBK1	C2T1936FCG1	19	36.00	6

PRE-WIRED 4.7" EXHAUST FAN TOP



- Includes a quantity of 4 - long life, ball bearing, 4.7", 115 volt, 50/60 Hz. AC, 100 CFM fans (230 VAC fan tops available on special order)
- Available with or without thermostat
- Finger guards are punched into top panel and bottom of fan top
- Fans are pre-wired, installed and complete with 3 foot cord & plug

Part Number		Panel Width	Rack Depth	Thermostat
Black Textured	Beige Textured			
C2T1923F4BK1	C2T1923F4CG1	19	23.63	No
C2T1931F4BK1	C2T1931F4CG1	19	31.50	No
C2T1936F4BK1	C2T1936F4CG1	19	36.00	No
C2T1923F4TBK1	C2T1923F4TCG1	19	23.63	Yes
C2T1931F4TBK1	C2T1931F4TCG1	19	31.50	Yes
C2T1936F4TBK1	C2T1936F4TCG1	19	36.00	Yes

PRE-WIRED 10" EXHAUST FAN TOP PANEL



Without Cable Access


- Includes quantity 1 - 10", 550 CFM, 115 V 50/60 Hz. AC fan 35 watt motor (230 VAC fan tops available on special order)
- Thermal protected motor
- Ball bearing construction, plastic blades (3)
- Diecast aluminum body fan
- Rotation is clockwise (looking down at the rotor - as pictured on the left)
- Airflow exhausts the rack (out the top as pictured on the left)
- C UL & UL recognized
- 5' cord and molded on plug
- Top & bottom finger guards included
- Pre-wired and assembled as shown
- Available either with or without 4 cable access holes (3.5") and covers

Without Cable Access Holes

Part Number		Panel Width	Rack Depth
Black Textured	Beige Textured		
C2T1923F10BK1	C2T1923F10CG1	19	23.63
C2T1931F10BK1	C2T1931F10CG1	19	31.50
C2T1936F10BK1	C2T1936F10CG1	19	36.00

With Cable Access 3.5" Holes & Covers

Part Number		Panel Width	Rack Depth
Black Textured	Beige Textured		
C2T1923F10CEBK1	C2T1923F10CECG1	19	23.63
C2T1931F10CEBK1	C2T1931F10CECG1	19	31.50
C2T1936F10CEBK1	C2T1936F10CECG1	19	36.00



With Cable Access

19" Rack Mount

Welded

Fan Top Accessories (C2 Series)

4" FANS

- 4.70" (120mm), 1.50" deep - Tubeaxial type
- Choice of either 115 or 230 VAC, 50/60 Hz.
- Impedance protected motor Class-B insulated
- Ball bearing construction, metal blades
- Diecast aluminum body
- Rotation is counter clockwise (looking at the rotor - as pictured)
- Airflow is over the struts (out the back as pictured)
- Male plug terminated (requires fan cords below)
- UL recognized, CSA listed, CE certified
- With mounting hardware



Part Number	Size		VAC	CFM	Wattage	Use With Fan Guard Part Number
	Inches	mm				
DNMF100AC115	4.70	120	115	105	22	DNFG
DNMF100AC230	4.70	120	230	105	22	DNFG

METAL FAN GUARDS

- Constructed of steel
- For covering unused fan top openings or as 4.7" fan guards
- Hardware included


Part Number	Color	Use with Fan Size
DNFG	Wire mesh, nickel plated	4.7"



4.7" FAN HOLE COVER

- Constructed of 14 gauge steel
- For covering unused fan top openings on 4.7" fan tops
- Hardware included

Part Number	Color	Paint Finish
DNFPBK1	Black	Textured
DNFPCG1	Grey-Beige	Textured



FAN CORD

- For 115 VAC wiring
- Standard molded female fan plug (0.91" x 0.68")

Part Number	Description	Lead Length	Fan Connector	115VAC Plug
DNMFC	Single Fan Cord	24"	Straight	No
DNFC48P	Single Fan Cord	48"	45 degree	Yes
DNFC72P	Single Fan Cord	72"	45 degree	Yes
DNFCDC2P	Daisy Chain	24"	Qty. 2- 45 degree, 24" apart	Yes
DNFCDC3P	Daisy Chain	24"	Qty 3 - 45 degree, 24" apart	Yes



19" Rack Mount

Welded