



*Quality Products. Service Excellence.*

## Type 4X Polyester Junction Box w/ Window PJ Series

Various Door Styles



### Application

- Designed for use as instrument enclosures, electric, hydraulic or pneumatic control housings, electrical junction boxes or terminal wiring enclosures.
- Provides outstanding insulation and protection where equipment may be hosed down or be very wet.
- Ideal in applications with high temperatures or highly corrosive environments.

### Standards

- UL 508A Type 1, 2, 3, 4, 4X, 12 and 13
- CSA Type 1, 2, 3, 4, 4X, 12 and 13
- Complies with
  - NEMA Type 1, 2, 3, 4, 4X, 12, & 13
  - IEC 60529, IP66

### Construction

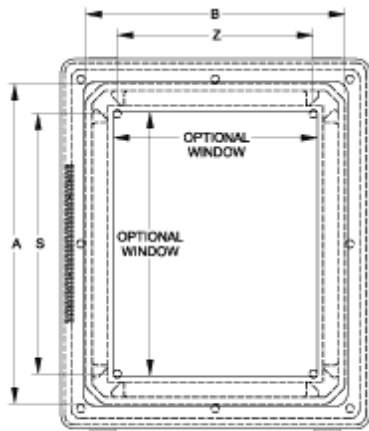
- Molded fiberglass polyester enclosure with matching cover is easily punched, cut, or drilled.
- Enhanced UV inhibitors protect against outdoor weathering.
- Standard JIC sizes under 18"x16".
- Threaded brass inserts are provided for optional inner panel or terminal kit mounting. Mounting hardware is included.
- Stainless steel draw type "snap latch" door fasteners.
- Door fasteners include a provision for padlocking.
- Enclosures are available with bonded polycarbonate viewing windows.
- Door is supported with a continuous stainless steel hinge.
- Captive oil resistant gasket provides a positive seal.
- Threaded brass inserts are provided for mounting feet to the rear of the enclosure.
- Stainless steel mounting brackets and hardware are provided for mounting to the rear of the enclosure.
- Operating temperatures between 130°C and -40°C (266°F to -40°F).
- Impact index of 6.78J (5 ft/lb).
- For corrosion resistance information, please refer to table in the **Technical Information section**.

### Finish

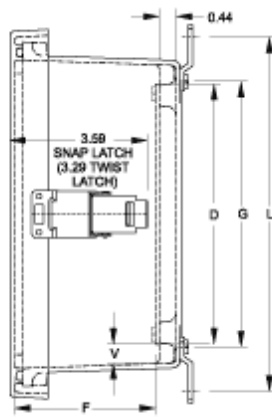
- Fiberglass polyester material has a gray finish.
- Optional inner panels are available in white powder coated finished steel or unfinished aluminum, or Fiberglass.

### Accessories

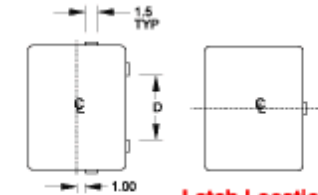
- PJ/PJU Replacement Hardware Kits
- Inner Panels
- Terminal Kit Assemblies



**Front View**



**Side View**



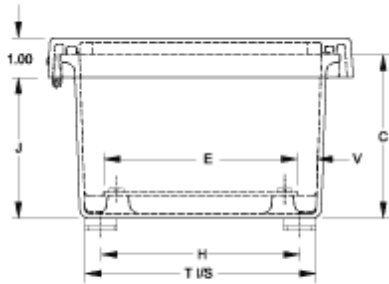
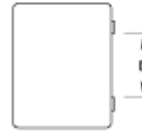
**Latch Locations**

For use on  
 18 x 16 x 8 D = 5.25  
 20 x 16 x 8 D = 9.25

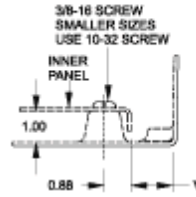
For use on  
 6 x 6 x 4 8 x 6 x 4  
 10 x 8 x 6  
 10 x 8 x 4

**Thermal Index**  
 130°C to -40°C (266°F to -40°F)

**Impact Index**  
 6.76J (5 ft/lb)

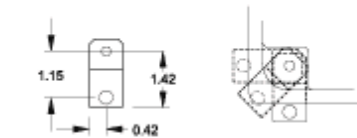


**End View**



**Detail A**

For use on  
 12 x 10 x 6 D = 6.75  
 14 x 12 x 6 D = 7.25  
 16 x 14 x 8 D = 7.25



**Optional Mounting Feet Locations**

Window Lift-Off	Window Hinged	Overall Dimensions					Panel Size				Center	
Part No.	Part No.	A	B	C	D	E	F	G	H	J	S	Z
PJ664W	PJ664HW	6.10	6.10	4.18	4.88	4.88	5.26	5.01	5.01	3.52	4.25	4.25
PJ864W	PJ864HW	8.00	6.12	4.13	6.75	4.88	5.21	6.89	5.01	3.47	6.25	4.25
PJ1084W	PJ1084HW	10.13	8.26	4.13	8.75	6.88	3.68	8.89	7.01	3.47	8.25	6.25
PJ1086W	PJ1086HW	10.13	8.26	6.13	8.75	6.88	7.21	8.89	7.01	5.47	8.25	6.25
PJ12106W	PJ12106HW	12.13	10.26	6.13	10.75	8.88	7.21	10.89	9.01	5.47	10.25	8.25
PJ12124W	PJ12124HW	12.13	12.13	4.13	10.75	10.88	3.68	10.89	11.03	3.47	10.25	10.25
PJ12126W	PJ12126HW	12.13	12.13	6.13	10.75	10.88	5.68	10.89	11.03	5.47	10.25	10.25
PJ14126W	PJ14126HW	14.13	12.26	6.13	12.75	10.88	7.21	12.89	11.01	5.47	12.25	10.25
PJ16148W	PJ16148HW	16.27	14.40	8.13	14.75	12.88	9.21	14.89	13.01	7.47	14.25	12.25
PJ18168W	PJ18168HW	18.40	16.40	8.13	16.88	14.88	9.21	16.97	14.97	7.47	16.25	14.25
PJ20168W	PJ20168HW	20.00	16.00	8.13	18.44	14.44	9.21	18.54	14.54	7.47	17.81	13.81

Window Snap Latch	Window Twist Latch	Cover Dimensions								Opt. Panel	Window Dimensions	
Part No.	Part No.	L	T	K	M	U	W	R	V	Part No.	Height	Width
PJ664LW	PJ664TW	7.32	5.83	6.08	6.08	7.70	7.69	0.44	0.49	14R0505	4.25	4.25
PJ864LW	PJ864TW	9.19	5.85	6.11	7.98	9.60	7.71	0.44	0.50	14R0705	4.25	6.25
PJ1084LW	PJ1084TW	11.19	7.85	8.44	10.32	11.80	9.90	0.44	0.50	14R0907	8.37	6.5
PJ1086LW	PJ1086TW	11.19	7.85	8.44	10.32	11.80	9.90	0.44	0.50	14R0907	8.37	6.5
PJ12106LW	PJ12106TW	13.19	9.85	10.45	12.32	13.80	11.90	0.44	0.50	14R1109	10.37	8.5
PJ12124LW	PJ12124TW	13.33	11.85	12.32	12.32	13.72	13.72	0.44	0.50	14R1111	10.38	10.38
PJ12126LW	PJ12126TW	13.33	11.85	12.32	12.32	13.72	13.72	0.44	0.50	14R1111	10.38	10.38
PJ14126LW	PJ14126TW	15.19	11.85	12.45	14.32	15.70	13.85	0.44	0.50	14R1311	12.37	10.5
PJ16148LW	PJ16148TW	17.19	13.71	13.86	15.73	17.90	15.99	0.44	0.50	14R1513	13.00	11
PJ18168LW	PJ18168TW	19.28	15.72	15.86	17.86	20.00	18.00	0.44	0.50	P1868	14.00	12
PJ20168LW	PJ20168TW	20.84	15.31	15.43	19.43	21.60	17.59	0.44	0.52	P2068	15.00	11

© 2017. Hammond Manufacturing Ltd. All rights reserved.