



Quality Products. Service Excellence.

Type 4X Stainless Steel Wallmount Enclosure w/ Sloped Top *ST SS Series*

Hinge Door with Quarter Turn



**Panel
Sold
Separately**



Application

- Designed to enclose electrical and/or electronic equipment and protect against harsh, industrial environments for wallmount applications.
- Sloped top prevents water from resting on top as well as providing potential for controls mounting.
- Impressive styling features like hidden hinges and attractive latching systems make the Eclipse a suitable addition to any high-tech equipment installation.
- A wide range of sizes and practical accessories make this product line a complete package.

Standards

- UL 508A Type 3R, 4, 4X and 12
- CSA Type 3R, 4, 4X and 12
- Complies with
 - NEMA 3R, 4, 4X, 12 and 13
 - IEC 60529, IP 66

Construction

- Formed 304 stainless steel.
- Continuously welded seams ground smooth.
- Door stiffeners are provided where required for increased strength and rigidity - designed to also permit additional mounting options.
- Formed lip on enclosure to exclude flowing liquids and contaminants.
- Door latches feature the added safety of quarter turn slot requiring use of tool for opening
- Doors may be easily removed for modifications and are interchangeable.
- Seamless poured-in place gasket.
- Collar studs provided for mounting inner panel.
- Includes hardware kit with panel mounting nuts and sealing washers for wall mounting holes.
- Bonding stud provided on door and grounding stud installed in enclosure.
- Hinges are 304 stainless.
- Stainless steel hinge pins and quarter turns.
- Door alignment guide provided on 36" wide enclosures.

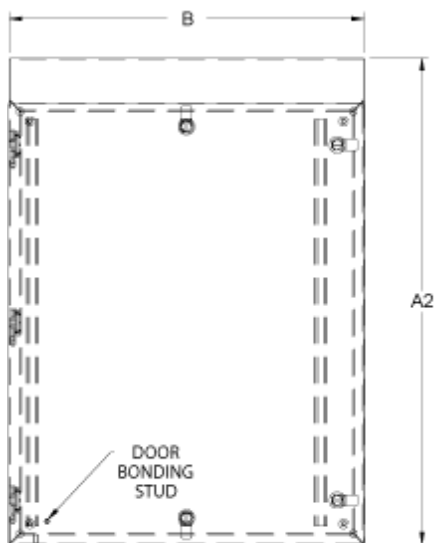
Finish

- Cover and enclosure are natural stainless steel with a smooth brushed finish.

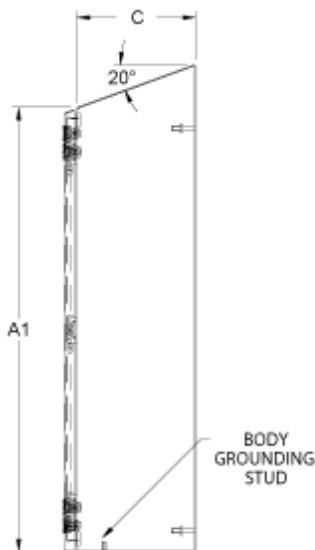
Accessories

- Cooling Products
- Ventilation
- DIN Rail Mounting Kit
- Drip Shield Kit
- Heaters
- Blowers and Fans
- DIN Rails
- Door Stop Kit
- Filtered Fans
- Handles

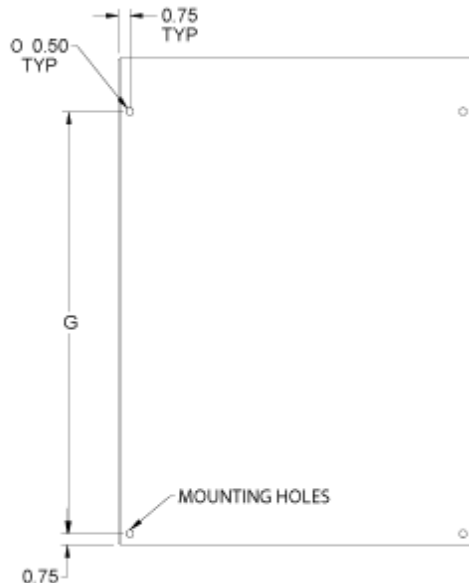
- Inner Panels
- Literature Pocket
- Padlock Adaptor
- Swing Frame
- Replacement Hinge Pins
- Quarter Turn Assemblies
- Type 4 Hardware Kits
- Quarter Turn Inserts and Keys
- Mounting Foot Kit
- Swing Panel
- Rear Hole Plugs
- Temperature Controls
- Touch-Up Spray Paint
- Ground Wire Kits



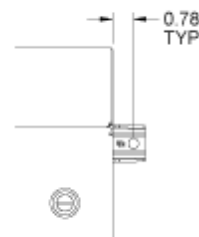
Front View



Side View



Back View



Mounting Foot Detail

Part No.	Overall Dimensions					Door/Body Gauge	Opt. Panel Part No.	Latch Qty	Hinge Qty
	A1	A2	B	C	G				
ST161208SS	16.00	18.89	12.00	8.00	14.50	14	EP1612	2	2
ST161608SS	16.00	18.89	16.00	8.00	14.50	14	EP1616	2	2
ST201608SS	20.00	22.89	16.00	8.00	18.50	14	EP2016	2	2
ST201612SS	20.00	24.35	16.00	12.00	18.50	14	EP2016	2	2
ST202008SS	20.00	22.89	20.00	8.00	18.50	14	EP2020	2	2
ST202012SS	20.00	24.35	20.00	12.00	18.50	14	EP2020	2	2
ST242008SS	24.00	26.89	20.00	8.00	22.50	14	EP2420	2	2
ST242408SS	24.00	26.89	24.00	8.00	22.50	14	EP2424	4	2
ST242412SS	24.00	28.35	24.00	12.00	22.50	14	EP2424	4	2
ST302408SS	30.00	32.89	24.00	8.00	28.50	14	EP3024	4	3
ST302412SS	30.00	34.35	24.00	12.00	28.50	14	EP3024	4	3
ST303008SS	30.00	32.89	30.00	8.00	28.50	14	EP3030	4	3
ST363008SS	36.00	38.89	30.00	8.00	34.50	14	EP3630	5	3
ST363012SS	36.00	40.35	30.00	12.00	34.50	14	EP3630	5	3
ST363016SS	36.00	41.80	30.00	16.00	34.50	14	EP3630	5	3

Part No.	Overall Dimensions					Door/Body Gauge	Opt. Panel Part No.	Latch Qty	Hinge Qty
	A1	A2	B	C	G				
ST363612SS	36.00	40.35	36.00	12.00	34.50	14	EP3636	5	3
ST483616SS	48.00	53.82	36.00	16.00	46.50	14	EP4836	5	4
ST603616SS ¹	60.00	65.80	36.00	16.00	58.50	14	EP6036	5	4

¹ Back is 10 gauge stainless steel.

Data subject to change without notice

© 2017. Hammond Manufacturing Ltd. All rights reserved.