

SPECIFICATIONS:

MATERIAL:

MOULDING = GLASS-FILLED POLYAMIDE 46, UL94V-0, BLACK
 CLIP = BERYLLIUM COPPER
 SHELL = BRASS

FINISH:

CONTACTS: 0.25-0.30µ GOLD
 LATCH = 1.25µ NICKEL

ELECTRICAL:

CURRENT RATING AT 25°C = 3.0A MAX
 CURRENT RATING AT 85°C = 2.2A MAX
 WORKING VOLTAGE = 120V AC/DC
 VOLTAGE PROOF = 360V AC/DC
 CONTACT RESISTANCE = 25 MILLIOHMS MAX
 INSULATION RESISTANCE = 100 MEGOHMS MIN

MECHANICAL:

DURABILITY = 500 OPERATIONS

ENVIRONMENTAL:

TEMPERATURE RANGE = -55°C TO +125°C

PACKING:

LOOSE

FOR COMPLETE SPECIFICATION, SEE COMPONENT SPECIFICATION C005XX (LATEST ISSUE)

* WIRES: 4-OFF STRANDED SILVER PLATED COPPER WITH EXTRUDED TEFLON INSULATION.

SPECIFICATION: MIL-W-16878/4BDE-X (X DENOTES COLOR)

GAUGE: 26

STRANDING: 19/38

NOM. WALL THICKNESS: 0.010" (0.25mm)

NOM OUTSIDE DIAMETER: 0.041" (1.04mm)

VOLTAGE RATING: 600V

TEMP RANGE: -60°C TO +200°C

NOTES:

- ALL DIMENSIONS AND NOTES MARKED * ARE CRITICAL AND MUST BE CHECKED IN ACCORDANCE WITH QUALITY INSTRUCTION QI-02.
- STRIP WIRE BY 2.00mm FOR CRIMPING.
- RECOMMENDED HAND CRIMP TOOL = M22520/2-01 WITH POSITIONER T5747. ALSO AVAILABLE: PNEUMATIC AND ELECTRICAL CRIMP MACHINES.
- CONTACT INSERTION AND EXTRACTION TOOL = Z80-280
- REFER TO INSTRUCTION SHEET FOR HAND CRIMP TOOL M22520/2-01 FOR COMPLETE CRIMPING INSTRUCTIONS.
- THIS ASSEMBLY IS RoHS COMPLIANT.

CONTACT NUMBER	WIRE COLOR
1	BLACK
2	BROWN
3	RED
4	ORANGE

JMB	2	16.03.06	9095
JMB	1	30.01.06	----
JMB	A	16.01.06	----

NAME	ISS.	DATE	C/NOTE
APPROVED:			
CHECKED:			
DRAWN:	JM BROOKES		
CUSTOMER REF.:			
ASSEMBLY DRG:			

HARWIN

HARWIN USA
 TEL: 603 893 5376
 FAX: 603 893 5396
 mis@harwin.com

HARWIN Europe (UK)
 TEL: 023 9231 4545
 FAX: 023 9231 4590
 mis@harwin.co.uk

HARWIN Asia
 TEL: +65 6 779 4909
 FAX: +65 6 779 3868
 mis@harwin.com.sg

THIS DRAWING AND ANY INFORMATION OR DESCRIPTIVE MATTER SET OUT HEREON ARE CONFIDENTIAL AND COPYRIGHT PROPERTY OF THE HARWIN GROUP AND MUST NOT BE DISCLOSED, LOANED, COPIED OR USED FOR MANUFACTURING, TENDERING OR FOR ANY OTHER PURPOSE WITHOUT THEIR WRITTEN PERMISSION.

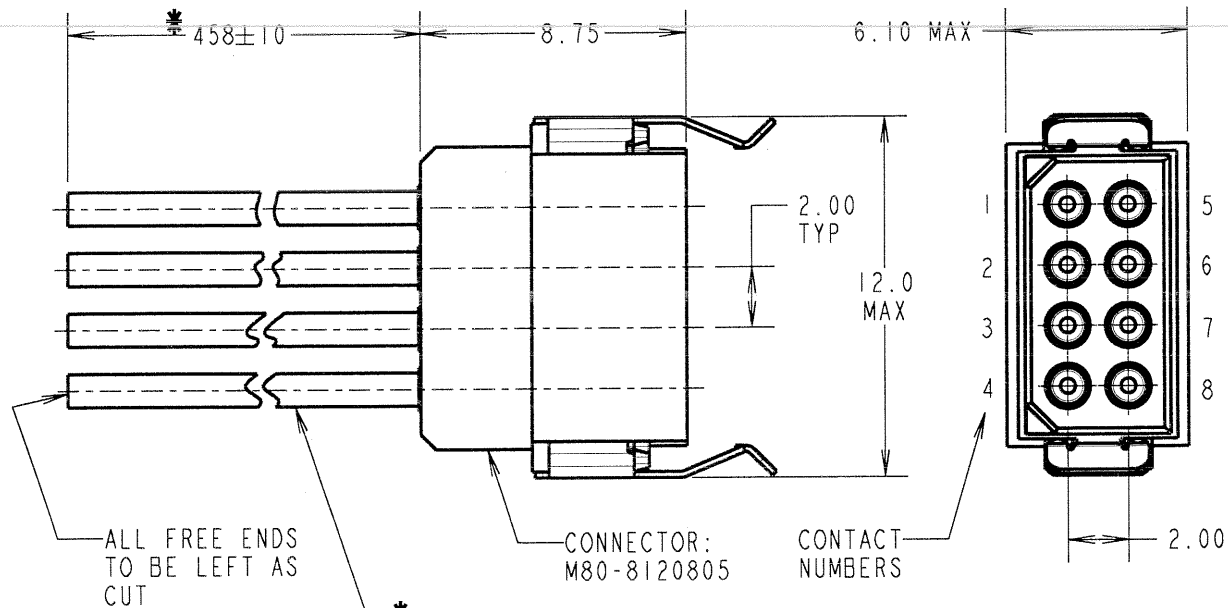
TOLERANCES
 X. = ±1mm
 X.X = ±0.25mm
 X.XX = ±0.10mm
 X.XXX = ±0.01mm
 ANGLES = ±5°
 UNLESS STATED

MATERIAL: SEE ABOVE
 FINISH: SEE ABOVE
 S/AREA: mm²

TITLE:
 DATAMATE DIL CRIMP LATCH
 PLUG ASSEMBLY (2+2)

DRAWING NUMBER:
M80C108367C

SHT
 OF 1



SPECIFICATIONS:

MATERIAL:

MOULDING = GLASS-FILLED POLYAMIDE 46, UL94V-0, BLACK

CLIP = BERYLLIUM COPPER

SHELL = BRASS

FINISH:

CONTACTS = 0.25 μ -0.30 μ GOLDLATCH = 1.25 μ NICKEL

ELECTRICAL:

CURRENT RATING AT 25°C = 3.0A MAX

CURRENT RATING AT 85°C = 2.2A MAX

WORKING VOLTAGE = 120V AC/DC

VOLTAGE PROOF = 360V AC/DC

CONTACT RESISTANCE = 25 MILLIOHMS MAX

INSULATION RESISTANCE = 100 MEGOHMS MIN

MECHANICAL:

DURABILITY = 500 OPERATIONS

ENVIRONMENTAL:

TEMPERATURE RANGE = -55°C TO +125°C

PACKING:

LOOSE

FOR COMPLETE SPECIFICATION, SEE COMPONENT SPECIFICATION C005XX (LATEST ISSUE)

ALL FREE ENDS
TO BE LEFT AS
CUTCONNECTOR:
M80-8120805CONTACT
NUMBERS* WIRES: 8-OFF STRANDED SILVER PLATED COPPER
WITH EXTRUDED TEFLON INSULATION.

SPECIFICATION: MIL-W-16878/4BDE-X (X DENOTES COLOR)

GAUGE: 26

STRANDING: 19/38

NOM. WALL THICKNESS: 0.010" (0.25mm)

NOM OUTSIDE DIAMETER: 0.041" (1.04mm)

VOLTAGE RATING: 600V

TEMP RANGE: -60°C TO +200°C

NOTES:

- ALL DIMENSIONS AND NOTES MARKED * ARE CRITICAL AND MUST BE CHECKED IN ACCORDANCE WITH QUALITY INSTRUCTION Q1-02.
- STRIP WIRE BY 2.00mm FOR CRIMPING.
- RECOMMENDED HAND CRIMP TOOL = M22520/2-01 WITH POSITIONER T5747. ALSO AVAILABLE: PNEUMATIC AND ELECTRICAL CRIMP MACHINES.
- CONTACT INSERTION AND EXTRACTION TOOL = Z80-280
- REFER TO INSTRUCTION SHEET FOR HAND CRIMP TOOL M22520/2-01 FOR COMPLETE CRIMPING INSTRUCTIONS.
- THIS ASSEMBLY IS RoHS COMPLIANT.

CONTACT NUMBER	WIRE COLOR
1	BLACK
2	BROWN
3	RED
4	ORANGE
5	YELLOW
6	GREEN
7	BLUE
8	VIOLET

JMB	2	16.03.06	9095
JMB	1	30.01.06	----
JMB	A	16.01.06	----
NAME	ISS.	DATE	C/NOTE
APPROVED: <i>[Signature]</i>			
CHECKED: <i>[Signature]</i>			
DRAWN: JM BROOKES			
CUSTOMER REF.:			
ASSEMBLY DRG:			

HARWIN

HARWIN USA
TEL: 603 893 5376
FAX: 603 893 5396
mis@harwin.com

HARWIN Europe (UK)
TEL: 023 9231 4545
FAX: 023 9231 4590
mis@harwin.co.uk

HARWIN Asia
TEL: +65 6 779 4909
FAX: +65 6 779 3868
mis@harwin.com.sg

THIS DRAWING AND ANY INFORMATION OR DESCRIPTIVE MATTER SET OUT HEREON ARE CONFIDENTIAL AND COPYRIGHT PROPERTY OF THE HARWIN GROUP AND MUST NOT BE DISCLOSED, LOANED, COPIED OR USED FOR MANUFACTURING, TENDERING OR FOR ANY OTHER PURPOSE WITHOUT THEIR WRITTEN PERMISSION.

TOLERANCES

X. = ±1mm
X.X = ±0.25mm
X.XX = ±0.10mm
X.XXX = ±0.01mm

ANGLES = ±5°

UNLESS STATED

MATERIAL:

SEE ABOVE

FINISH:

SEE ABOVE

S/AREA:

mm²

TITLE:

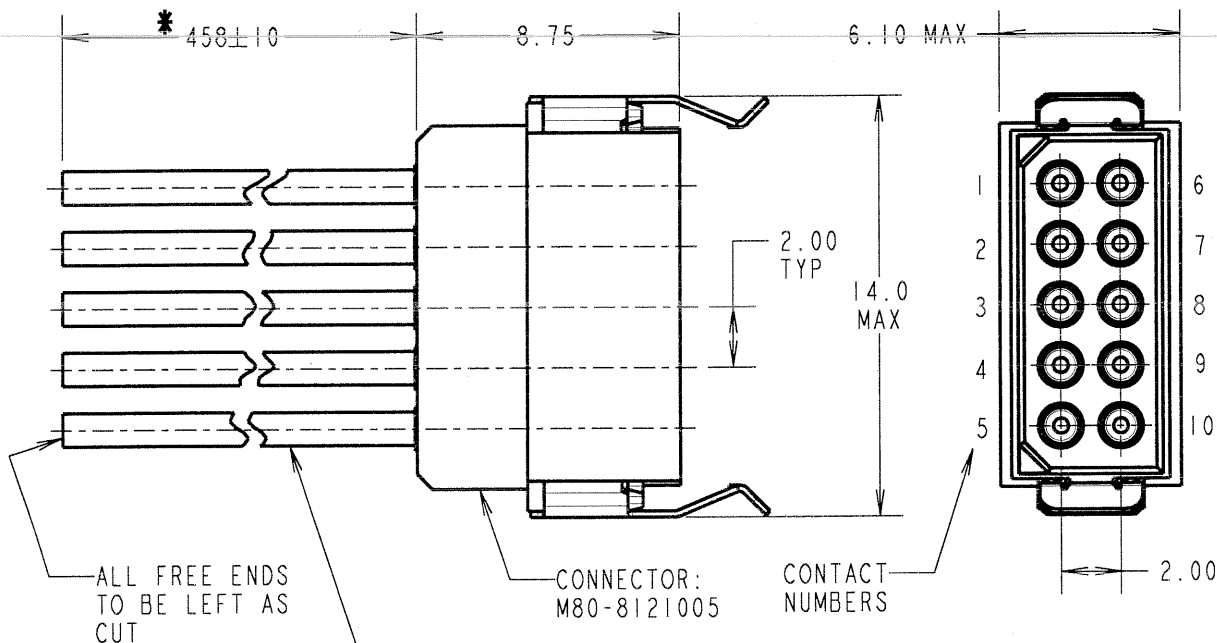
DATAMATE DIL CRIMP LATCH
PLUG ASSEMBLY (4+4)

DRAWING NUMBER:

M80C108368C

SHT

1 OF 1



SPECIFICATIONS:

MATERIAL:
 MOULDING = GLASS-FILLED POLYAMIDE 46, UL94V-0, BLACK
 CLIP = BERYLLIUM COPPER
 SHELL = BRASS
 FINISH:
 CONTACTS = 0.25µ-0.30µ GOLD
 LATCH = 1.25µ NICKEL
 ELECTRICAL:
 CURRENT RATING AT 25°C = 3.0A MAX
 CURRENT RATING AT 85°C = 2.2A MAX
 WORKING VOLTAGE = 120V AC/DC
 VOLTAGE PROOF = 360V AC/DC
 CONTACT RESISTANCE = 25 MILLIOHMS MAX
 INSULATION RESISTANCE = 100 MEGOHMS MIN
 MECHANICAL:
 DURABILITY = 500 OPERATIONS
 ENVIRONMENTAL:
 TEMPERATURE RANGE = -55°C TO +125°C
 PACKING:
 LOOSE
 FOR COMPLETE SPECIFICATION, SEE COMPONENT SPECIFICATION C005XX (LATEST ISSUE)

* WIRES: 10-OFF STRANDED SILVER PLATED COPPER WITH EXTRUDED TEFLON INSULATION.
 SPECIFICATION: MIL-W-16878/4BDE-X (X DENOTES COLOR)
 GAUGE: 26
 STRANDING: 19/38
 NOM. WALL THICKNESS: 0.010" (0.25mm)
 NOM OUTSIDE DIAMETER: 0.041" (1.04mm)
 VOLTAGE RATING: 600V
 TEMP RANGE: -60°C TO +200°C

CONTACT NUMBER	WIRE COLOR
1	BLACK
2	BROWN
3	RED
4	ORANGE
5	YELLOW
6	GREEN
7	BLUE
8	VIOLET
9	GRAY
10	WHITE

JMB	2	16.03.06	9095
JMB	1	30.01.06	----
JMB	A	16.01.06	----
NAME	ISS.	DATE	C/NOTE
APPROVED: <i>[Signature]</i>			
CHECKED: <i>[Signature]</i>			
DRAWN: JM BROOKES			
CUSTOMER REF.:			
ASSEMBLY DRG:			

- NOTES:
- ALL DIMENSIONS AND NOTES MARKED * ARE CRITICAL AND MUST BE CHECKED IN ACCORDANCE WITH QUALITY INSTRUCTION Q1-02.
 - STRIP WIRE BY 2.00mm FOR CRIMPING.
 - RECOMMENDED HAND CRIMP TOOL = M22520/2-01 WITH POSITIONER T5747. ALSO AVAILABLE: PNEUMATIC AND ELECTRICAL CRIMP MACHINES.
 - CONTACT INSERTION AND EXTRACTION TOOL = Z80-280
 - REFER TO INSTRUCTION SHEET FOR HAND CRIMP TOOL M22520/2-01 FOR COMPLETE CRIMPING INSTRUCTIONS.
 - THIS ASSEMBLY IS RoHS COMPLIANT.



HARWIN

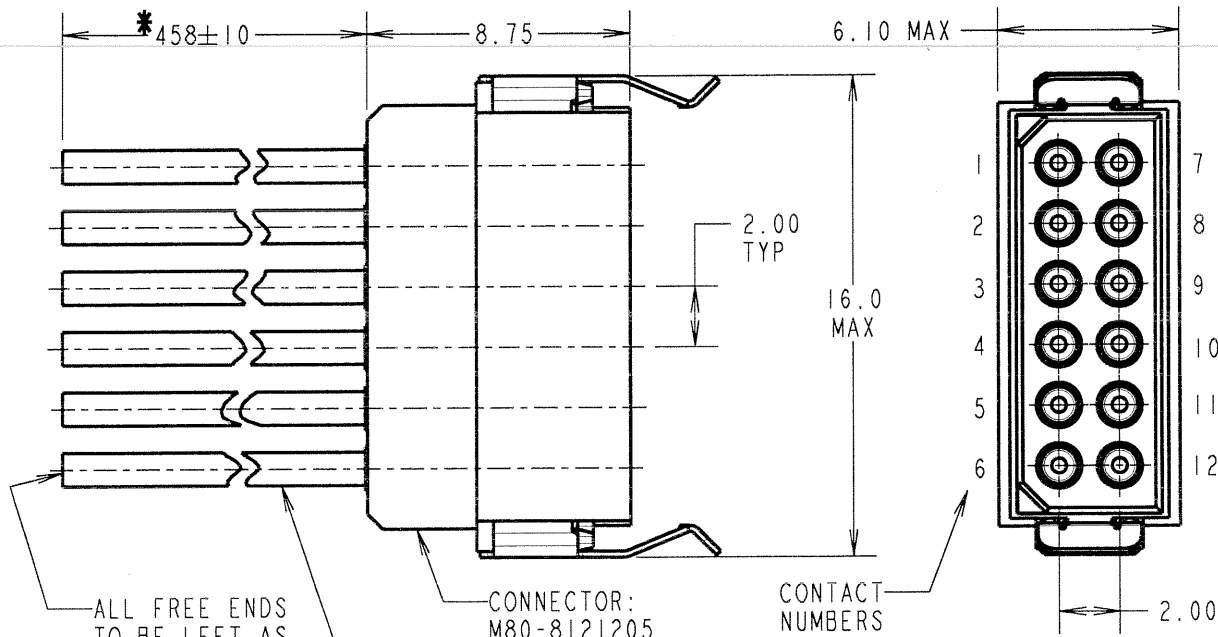
HARWIN USA TEL: 603 893 5376 FAX: 603 893 5396 mis@harwin.com	HARWIN Europe (UK) TEL: 023 9231 4545 FAX: 023 9231 4590 mis@harwin.co.uk	HARWIN Asia TEL: +65 6 779 4909 FAX: +65 6 779 3868 mis@harwin.com.sg
--	--	--

THIS DRAWING AND ANY INFORMATION OR DESCRIPTIVE MATTER SET OUT HEREON ARE CONFIDENTIAL AND COPYRIGHT PROPERTY OF THE HARWIN GROUP AND MUST NOT BE DISCLOSED, LOANED, COPIED OR USED FOR MANUFACTURING, TENDERING OR FOR ANY OTHER PURPOSE WITHOUT THEIR WRITTEN PERMISSION.

TOLERANCES
 X. = ±1mm
 X.X = ±0.25mm
 X.XX = ±0.10mm
 X.XXX = ±0.01mm
 ANGLES = ±5°
 UNLESS STATED

MATERIAL: SEE ABOVE
 FINISH: SEE ABOVE
 S/AREA: mm²

TITLE: DATAMATE DIL CRIMP LATCH PLUG ASSEMBLY (5+5)
 DRAWING NUMBER: M80C108369C
 SHT 1 OF 1



SPECIFICATIONS:

MATERIAL:
 MOULDING = GLASS-FILLED POLYAMIDE 46, UL94V-0, BLACK
 CLIP = BERYLLIUM COPPER
 SHELL = BRASS

FINISH:
 CONTACTS = 0.25µ-0.30µ GOLD
 LATCH = 1.25µ NICKEL

ELECTRICAL:
 CURRENT RATING AT 25°C = 3.0A MAX
 CURRENT RATING AT 85°C = 2.2A MAX
 WORKING VOLTAGE = 120V AC/DC
 VOLTAGE PROOF = 360V AC/DC
 CONTACT RESISTANCE = 25 MILLIOHMS MAX
 INSULATION RESISTANCE = 100 MEGOHMS MIN

MECHANICAL:
 DURABILITY = 500 OPERATIONS

ENVIRONMENTAL:
 TEMPERATURE RANGE = -55°C TO +125°C

PACKING:
 LOOSE
 FOR COMPLETE SPECIFICATION, SEE COMPONENT SPECIFICATION C005XX (LATEST ISSUE)

CONNECTOR: M80-8121205
 CONTACT NUMBERS
 * WIRES: 12-OFF STRANDED SILVER PLATED COPPER WITH EXTRUDED TEFLON INSULATION.
 SPECIFICATION: MIL-W-16878/4BDE-X (X DENOTES COLOR)
 GAUGE: 26, STRANDING: 19/38
 NOM. WALL THICKNESS: 0.010" (0.25mm)
 NOM OUTSIDE DIAMETER: 0.041" (1.04mm)
 VOLTAGE RATING: 600V
 TEMP RANGE: -60°C TO +200°C

CONTACT NUMBER	WIRE COLOR
1	BLACK
2	BROWN
3	RED
4	ORANGE
5	YELLOW
6	GREEN
7	BLUE
8	VIOLET
9	GRAY
10	WHITE
11	WHITE / BLACK STRIPE
12	WHITE / BROWN STRIPE

JMB	2	16.03.06	9095
JMB	1	30.01.06	----
JMB	A	16.01.06	----
NAME	ISS.	DATE	C/NOTE
APPROVED: <i>[Signature]</i>			
CHECKED: <i>[Signature]</i>			
DRAWN: JM BROOKES		CUSTOMER REF.:	
ASSEMBLY DRG:			

NOTES:

- ALL DIMENSIONS AND NOTES MARKED * ARE CRITICAL AND MUST BE CHECKED IN ACCORDANCE WITH QUALITY INSTRUCTION Q1-02.
- STRIP WIRE BY 2.00mm FOR CRIMPING.
- RECOMMENDED HAND CRIMP TOOL = M22520/2-01 WITH POSITIONER T5747. ALSO AVAILABLE: PNEUMATIC AND ELECTRICAL CRIMP MACHINES.
- CONTACT INSERTION AND EXTRACTION TOOL = Z80-280
- REFER TO INSTRUCTION SHEET FOR HAND CRIMP TOOL M22520/2-01 FOR COMPLETE CRIMPING INSTRUCTIONS.
- THIS ASSEMBLY IS RoHS COMPLIANT.



HARWIN

HARWIN USA TEL: 603 893 5376 FAX: 603 893 5396 mis@harwin.com	HARWIN Europe (UK) TEL: 023 9231 4545 FAX: 023 9231 4590 mis@harwin.co.uk	HARWIN Asia TEL: +65 6 779 4909 FAX: +65 6 779 3868 mis@harwin.com.sg
--	--	--

THIS DRAWING AND ANY INFORMATION OR DESCRIPTIVE MATTER SET OUT HEREON ARE CONFIDENTIAL AND COPYRIGHT PROPERTY OF THE HARWIN GROUP AND MUST NOT BE DISCLOSED, LOANED, COPIED OR USED FOR MANUFACTURING, TENDERING OR FOR ANY OTHER PURPOSE WITHOUT THEIR WRITTEN PERMISSION.

TOLERANCES
 X. = ±1mm
 X.X = ±0.25mm
 X.XX = ±0.10mm
 X.XXX = ±0.01mm
 ANGLES = ±5°
 UNLESS STATED

MATERIAL: SEE ABOVE
 FINISH: SEE ABOVE
 S/AREA: mm²

TITLE: DATAMATE DIL CRIMP LATCH PLUG ASSEMBLY (6+6)
 DRAWING NUMBER: M80C108370C
 SHT 1 OF 1