

# Customer Information Sheet

DRAWING No.: G125-MCXXX05LX-XXXXM


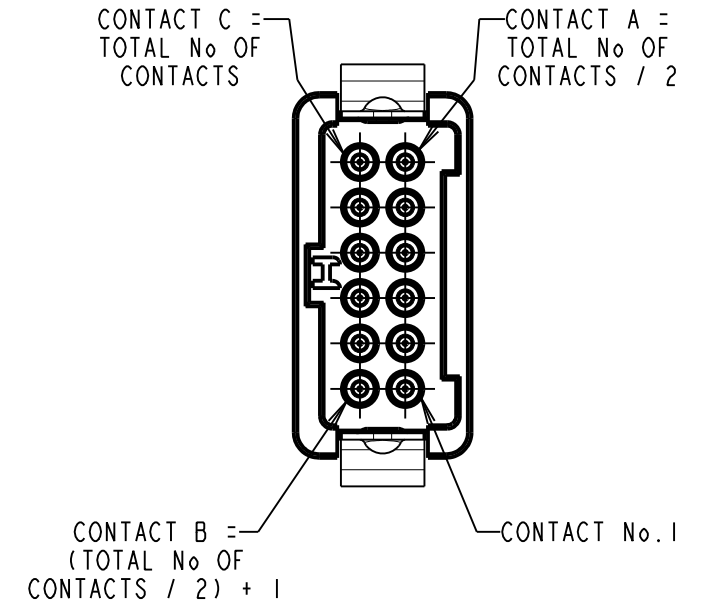
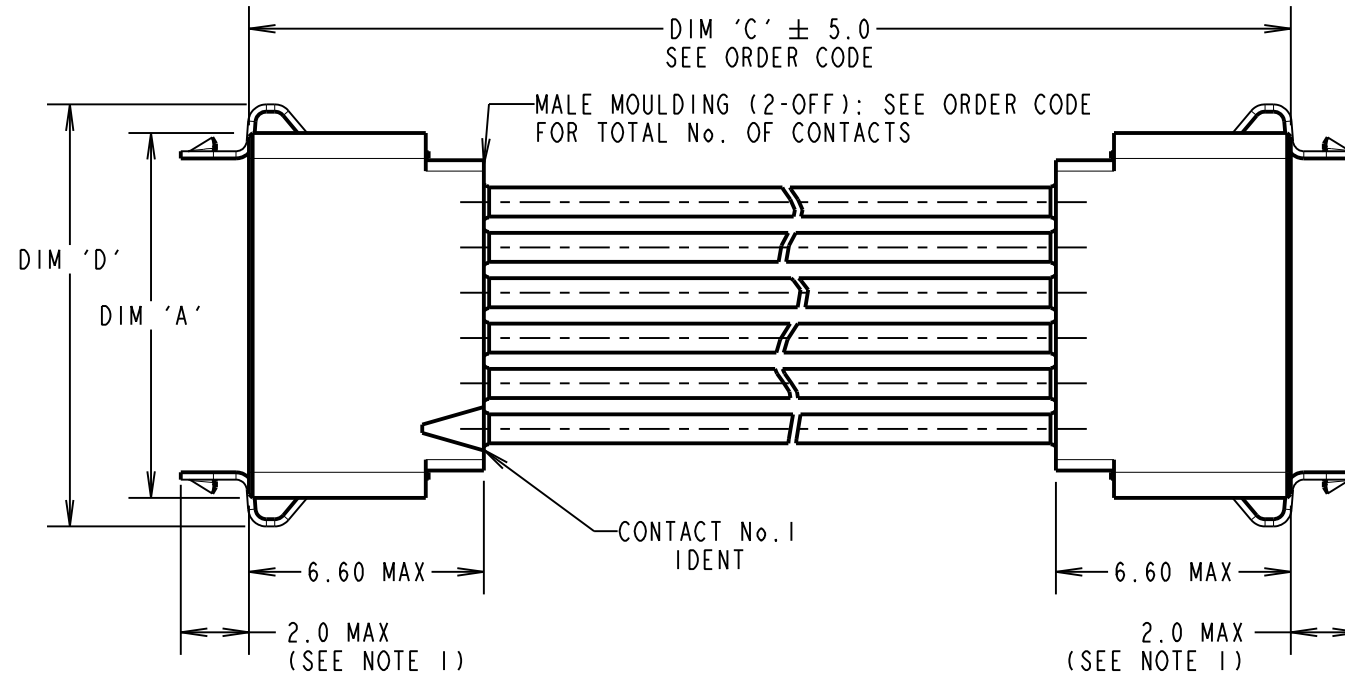
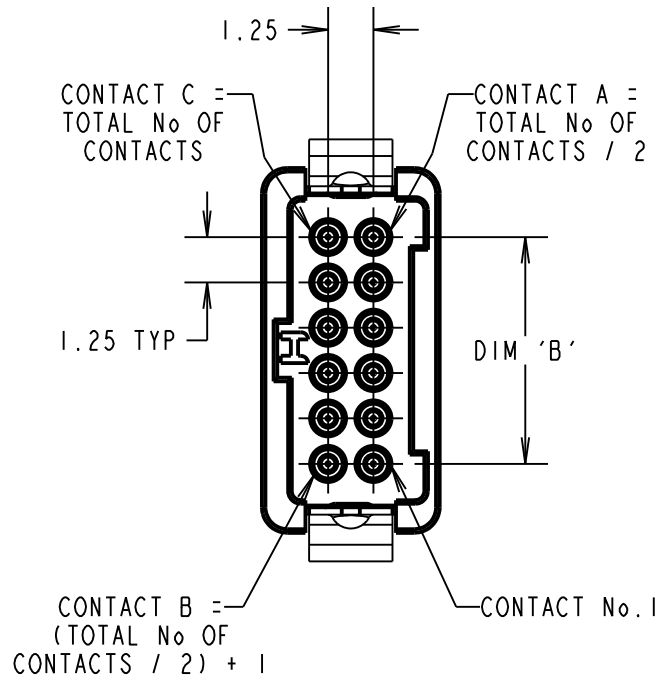
IF IN DOUBT - ASK

©

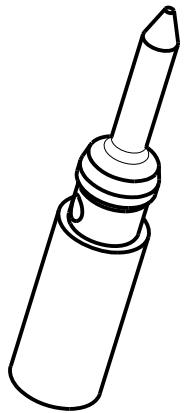
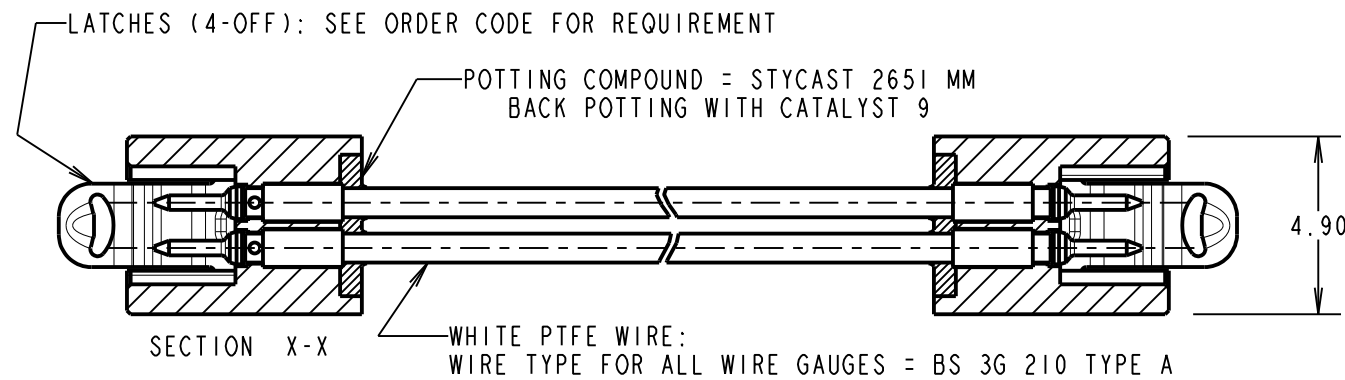
NOT TO SCALE

THIRD ANGLE PROJECTION

ALL DIMENSIONS IN mm



PATENT GRANTED - US 13/848813  
 PATENT PENDING - GB 1205109.0  
 PATENT PENDING - EP 13159969.8



**NOTES:**

- LATCHES ARE SHOWN FOR ILLUSTRATION ONLY. WHEN "L0" IS SPECIFIED IN THE ORDER CODE NO LATCHES WILL BE FITTED.
- WIRING OF CABLES:  
 CONTACT 1 TO CONTACT 1, CONTACT 2 TO CONTACT 2,  
 CONTACT 3 TO CONTACT 3... CONTACT A TO CONTACT A...  
 CONTACT B TO CONTACT B... CONTACT C TO CONTACT C.
- CABLE ASSEMBLIES WILL BE PACKED IN BAGS OF 10.
- CUSTOM LENGTH CABLE ASSEMBLIES CAN BE PRODUCED FROM 60mm TO 9999mm. CONTACT OUR CABLE TEAM ON CABLES@HARWIN.COM.

|         |   |
|---------|---|
| DIM 'A' | (TOTAL No. OF CONTACTS - 2)<br>x 0.625 + 3.80 |
| DIM 'B' | (TOTAL No. OF CONTACTS - 2)<br>x 0.625        |
| DIM 'D' | (TOTAL No. OF CONTACTS - 2)<br>x 0.625 + 4.8  |

**G125-MCXXX05LX-XXXXM**

|            |   |
|------------|---|
| 26 AWG = 1 | DIM 'C' LENGTH:<br>0150 = 150mm<br>0300 = 300mm<br>SEE NOTE 4 |
| 28 AWG = 2 |   |
| 30 AWG = 3 |   |
| 32 AWG = 4 |   |

TOTAL No. OF CONTACTS:  
06, 10, 12, 16,  
20, 26, 34, 50

LATCHES:  
L0 = NO LATCHES  
L4 = LATCHES

|                 |      |          |        |
|-----------------|------|----------|--------|
| MGP             | 3    | 30.08.16 | 13389  |
| NAME            | ISS. | DATE     | C/NOTE |
| APPROVED: MGP   |      |          |        |
| CHECKED: MSP    |      |          |        |
| DRAWN: S.FLOWER |      |          |        |
| CUSTOMER REF.:  |      |          |        |
| ASSEMBLY DRG:   |      |          |        |

**HARWIN**

www.harwin.com  
 technical@harwin.com

THIS DRAWING AND ANY INFORMATION OR DESCRIPTIVE MATTER SET OUT HEREON ARE CONFIDENTIAL AND COPYRIGHT PROPERTY OF THE HARWIN GROUP AND MUST NOT BE DISCLOSED, LOANED, COPIED OR USED FOR MANUFACTURING, TENDERING OR FOR ANY OTHER PURPOSE WITHOUT THEIR WRITTEN PERMISSION.

**TOLERANCES**  
 X. = ±1mm  
 X.X = ±0.50mm  
 X.XX = ±0.10mm  
 X.XXX = ±0.01mm  
 ANGLES = ±5°  
 UNLESS STATED

**MATERIAL:**  
 SEE SHEET 3

**FINISH:** SEE SHEET 3

**S/AREA:** mm<sup>2</sup>

**TITLE:**  
 G125 SERIES MALE CRIMP TO MALE CRIMP CABLE ASSY

**DRAWING NUMBER:**  
 G125-MCXXX05LX-XXXXM

SHT 2 OF 3

# Customer Information Sheet

DRAWING No.: G125-SERIES COMPONENT SPECIFICATION    IF IN DOUBT - ASK    (C)    NOT TO SCALE    THIRD ANGLE PROJECTION    ALL DIMENSIONS IN mm

**SPECIFICATIONS:**

**MATERIALS:**

MOULDING, PICK & PLACE CAP:  
POLYAMIDE, PA4T-GF30 FR(40) UL94V-0,  
HALOGEN FREE, FREE OF RED PHOSPHORUS

**CONTACTS:**

MALE PC-TAIL/SMT = PHOSPHOR BRONZE  
MALE CRIMP = BRASS  
ALL FEMALE CONTACTS = COPPER ALLOY

**LATCHES:**

COPPER NICKEL TIN ALLOY

**BACK POTTING COMPOUND (CABLE ASSEMBLIES ONLY):**

STYCAST 2651 MM BACK POTTING WITH CATALYST 9

**FINISH:**

ALL CONTACTS:  
0.2-0.3µ GOLD OVER NICKEL  
LATCHES:  
3.0µ 100% TIN OVER NICKEL

**MECHANICAL:**

DURABILITY = 1000 OPERATIONS  
INSERTION FORCE = 2.8N MAX  
WITHDRAWAL FORCE = 0.2N MIN

**ENVIRONMENTAL:**

CLASSIFICATION: 65/150/96 HOURS AT 95% RH

**TEMPERATURE RANGE:**

EIA-364-32 : 2000 TEST CONDITION IV, DWELL  
30mins, 5 CYCLES -65°C TO +150°C

\* EIA-364-28D : 1999: TEST CONDITION IV: VIBRATION SEVERITY:  
10Hz TO 2000Hz, 1.5MM, 198 mm/s<sup>2</sup> (20G). DURATION 2Hr

\* EIA-364-27B : 1996: TEST CONDITION E SHOCK SEVERITY: 981 mm/s<sup>2</sup>  
(100G) FOR 6ms IN Z AXIS, 490 mm/s<sup>2</sup> (50G) FOR 11ms IN X&Y AXIS.

\* EIA-364-01A : 2000: ACCELERATION: 490 mm/s<sup>2</sup> (50G)  
\* BUMP SEVERITY: 390 mm/s<sup>2</sup> (40G), 4000± 10 BUMPS  
\* TESTED WITH LATCHED CONNECTORS

**ELECTRICAL:**

**CURRENT RATING:**

EIA-364-70A : 1998: INDIVIDUAL CONTACT IN ISOLATION AT 25°C = 2.8A MAX  
EIA-364-70A : 1998: ALL CONTACTS SIMULTANEOUSLY AT 25°C = 2.0A MAX

**CONTACT RESISTANCE:**

EIA-364-06C : 2006: INITIAL CONTACT RESISTANCE = 20mΩ MAX  
EIA-364-06C : 2006: CONTACT RESISTANCE AFTER CONDITIONING = 25mΩ MAX

**WORKING VOLTAGE:**

EIA-364-20C : 2004: SEA LEVEL (1006mbar) = 450V AC/DC PEAK  
EIA-364-20C : 2004: ALTITUDE LEVEL (44mbar) = 250V AC/DC PEAK

VOLTAGE PROOF AT SEA LEVEL (1013mbar) = 600V AC/DC PEAK

**INSULATION RESISTANCE:**

EIA-364-21C : 2000: INSULATION RESISTANCE (INITIAL) = 10 GΩ MIN AT 500V DC  
EIA-364-21C : 2000: INSULATION RESISTANCE (AFTER CONDITIONING) = >1 GΩ MIN AT 500V DC

FOR FULL COMPONENT SPECIFICATION SEE G125XX (LATEST ISSUE).



PATENT PENDING - UK 1205109.0

|           |           |        |
|-----------|-----------|--------|
| SF        | 11.01.13  | 11910  |
| NAME      | DATE      | C/NOTE |
| APPROVED: | S.FLOWER  |        |
| CHECKED:  | S.BENNETT |        |
| DRAWN:    | S.FLOWER  |        |

**HARWIN**

www.harwin.com  
technical@harwin.com

THIS DRAWING AND ANY INFORMATION OR DESCRIPTIVE MATTER SET OUT HEREON ARE CONFIDENTIAL AND COPYRIGHT PROPERTY OF THE HARWIN GROUP AND MUST NOT BE DISCLOSED, LOANED, COPIED OR USED FOR MANUFACTURING, TENDERING OR FOR ANY OTHER PURPOSE WITHOUT THEIR WRITTEN PERMISSION.

**TOLERANCES**  
/ = ±1mm  
X.X = ±0.25mm  
X.XX = ±0.10mm  
X.XXX = ±0.01mm  
ANGLES = ±5°  
UNLESS STATED

**MATERIAL:**

SEE ABOVE

**FINISH:**

SEE ABOVE

**TITLE:**

G125 SERIES COMPONENT SPECIFICATION

**DRAWING NUMBER:**

G125-SERIES CONNECTORS

SHT  
3  
OF  
3