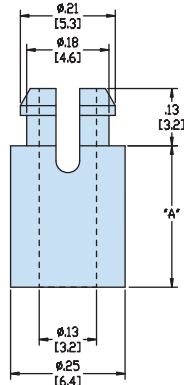


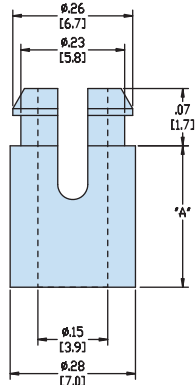


Heyco® Nylon PCB Supports - Self-Retaining Spacers



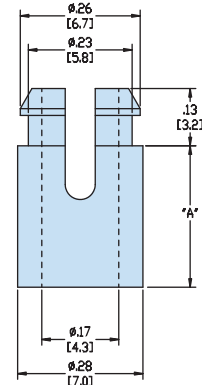
TWO PRONG SNAP LOCK / #4 or M3 SELF-TAPPING SCREW

HRSR4



TWO PRONG SNAP LOCK / #6 or M3 SELF-TAPPING SCREW

HRSR6



TWO PRONG SNAP LOCK / #8 or M4 SELF-TAPPING SCREW

HRSR8

	Maximum Thickness †		Mounting Hole Diameter		Maximum Thickness †		Mounting Hole Diameter		Maximum Thickness †		Mounting Hole Diameter	
	in.	mm.	in.	mm.	in.	mm.	in.	mm.	in.	mm.	in.	mm.
PCB	.062	1,6	.187	4,7	.062	1,6	.232	5,9	.062	1,6	.232	5,9
Chassis	self-tapping			M3	self-tapping			M3	self-tapping			M4
A	PART NO. Natural		DESCRIPTION		PART NO. Natural		DESCRIPTION		PART NO. Natural		DESCRIPTION	
in.	mm.											
.125	3,2	10627	HRSR4-02									
.187	4,8	10628	HRSR4-03									
.250	6,4	10629	HRSR4-04		10639	HRSR6-04		10649	HRSR8-04			
.312	7,9	10630	HRSR4-05		10640	HRSR6-05		10650	HRSR8-05			
.375	9,5	10631	HRSR4-06		10641	HRSR6-06		10651	HRSR8-06			
.437	11,1	10632	HRSR4-07		10642	HRSR6-07		10652	HRSR8-07			
.500	12,7	10633	HRSR4-08		10643	HRSR6-08		10653	HRSR8-08			
.625	15,9	10634	HRSR4-10		10644	HRSR6-10		10654	HRSR8-10			
.750	19,1	10635	HRSR4-12		10645	HRSR6-12		10655	HRSR8-12			
.875	22,2	10636	HRSR4-14		10646	HRSR6-14		10656	HRSR8-14			
1.000	25,4	10637	HRSR4-16		10647	HRSR6-16		10657	HRSR8-16			

Standard color natural. For special order parts in UL 94V-0 natural material, add the suffix “F” to Part No.

†Thread depth at Chassis end. For HRSR4, -6 and -8, thread depth = “A” dimension

Material: Nylon 6/6
 Flammability Rating: 94V-2
 Temperature Range: .4°F (-18°C) to 185°F (85°C)

Quick Specs