



HEYClip™ Lockit™ Loops and Clips Standoff Loops - Blind Mount

| MAXIMUM BUNDLE DIAMETER | | PART NO. Natural | DESCRIPTION | SPACER HEIGHT A | | OVERALL LENGTH ABOVE PANEL C | | MOUNTING HOLE DIAMETER | |
|---|------|---------------------|-------------|--------------------|------|---------------------------------|------|------------------------|-----|
| in. | mm. | | | in. | mm. | in. | mm. | in. | mm. |
| BMLL Series For .25" (6,4 mm) Minimum Thickness Panels | | | | | | | | | |
| .28 | 7,0 | 4052M | BMLL 28-16 | .16 | 4,0 | .91 | 23,1 | .312 | 7,9 |
| | | 4052 | BMLL 28-19 | .19 | 4,8 | .94 | 23,9 | | |
| | | 4053 | BMLL 28-50 | .50 | 12,7 | 1.25 | 31,8 | | |
| | | 4260 | BMLL 28-75 | .75 | 19,1 | 1.50 | 38,2 | | |
| .39 | 10,0 | 4056 | BMLL 39-19 | .19 | 4,8 | 1.10 | 27,9 | | |
| | | 4057 | BMLL 39-50 | .50 | 12,7 | 1.41 | 35,8 | | |
| | | 4261 | BMLL 39-75 | .75 | 19,1 | 1.66 | 42,2 | | |
| .50 | 12,5 | 4175 | BMLL 50-19 | .19 | 4,8 | 1.28 | 32,5 | | |
| | | 4176 | BMLL 50-50 | .50 | 12,7 | 1.59 | 40,4 | | |
| | | 4177 | BMLL 50-75 | .75 | 19,1 | 1.84 | 46,8 | | |
| .59 | 15,0 | 4180M | BMLL 59-16 | .16 | 4,0 | 1.44 | 36,5 | | |
| | | 4180 | BMLL 59-19 | .19 | 4,8 | 1.47 | 37,3 | | |
| | | 4181 | BMLL 59-50 | .50 | 12,7 | 1.78 | 45,2 | | |
| | | 4182 | BMLL 59-75 | .75 | 19,1 | 2.03 | 51,6 | | |

Standard color natural.

Standoff Lockit™ Clips - Arrowhead Mount

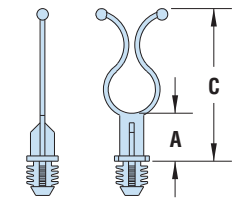
| MAXIMUM BUNDLE DIAMETER | | PART NO. Natural | DESCRIPTION | SPACER HEIGHT A | | OVERALL LENGTH ABOVE PANEL C | | MOUNTING HOLE DIAMETER | | STYLE |
|---|------|---------------------|--------------|--------------------|------|---------------------------------|------|------------------------|-----|-------|
| in. | mm. | | | in. | mm. | in. | mm. | in. | mm. | |
| PMLC Series For Panels up to .06" (1,6 mm) thick | | | | | | | | | | |
| .25 | 6,4 | 4185 | PMLC 25-19 | .19 | 4,8 | .72 | 18,3 | .187 | 4,8 | 1 |
| | | 4186 | PMLC 25-25 | .25 | 6,4 | .78 | 19,9 | | | |
| | | 4187 | PMLC 25-37 | .37 | 9,5 | .91 | 23,0 | | | |
| | | 4188 | PMLC 25-50 | .50 | 12,7 | 1.03 | 26,2 | | | |
| | | 4189 | PMLC 25-63 | .63 | 15,9 | 1.16 | 29,4 | | | |
| | | 4190 | PMLC 25-100 | 1.00 | 25,4 | 1.53 | 39,9 | | | |
| For Panels from .03" (0,8 mm) - .08" (2,0 mm) thick | | | | | | | | | | |
| .44 | 11,1 | 14185 | PMLC 43-19 | .19 | 4,8 | .76 | 19,3 | .187 | 4,8 | 1 |
| | | 14186 | PMLC 43-25 | .25 | 6,4 | .82 | 20,9 | | | |
| | | 14187 | PMLC 43-37 | .37 | 9,5 | .94 | 24,0 | | | |
| | | 14188 | PMLC 43-50 | .50 | 12,7 | 1.07 | 27,2 | | | |
| | | 14189 | PMLC 43-63 | .63 | 15,9 | 1.20 | 30,4 | | | |
| | | 14190 | PMLC 43-100 | 1.00 | 25,4 | 1.57 | 39,9 | | | |
| .47 | 11,9 | 4345 | PMLC 50-19 | .19 | 4,8 | .96 | 24,4 | .187 | 4,8 | 2 |
| | | 4346 | PMLC 50-25 | .25 | 6,4 | 1.02 | 26,0 | | | |
| | | 4347 | PMLC 50-37 | .37 | 9,5 | 1.15 | 29,1 | | | |
| | | 4348 | PMLC 50-50 | .50 | 12,7 | 1.27 | 32,3 | | | |
| .73 | 18,5 | 4191 | PMLC 73-19 | .19 | 4,8 | 1.22 | 30,9 | .187 | 4,8 | 2 |
| | | 4192 | PMLC 73-25 | .25 | 6,4 | 1.28 | 32,5 | | | |
| | | 4193 | PMLC 73-37 | .37 | 9,5 | 1.40 | 35,6 | | | |
| | | 4194 | PMLC 73-50 | .50 | 12,7 | 1.53 | 38,8 | | | |
| For Panels from .08" (2,0 mm) - .16" (4,0 mm) thick | | | | | | | | | | |
| .47 | 11,9 | 4366 | PMLC 50-19-1 | .19 | 4,8 | .96 | 24,4 | .187 | 4,8 | 2 |
| | | 4367 | PMLC 50-25-1 | .25 | 6,4 | 1.02 | 26,0 | | | |
| | | 4368 | PMLC 50-37-1 | .37 | 9,5 | 1.15 | 29,1 | | | |
| | | 4369 | PMLC 50-50-1 | .50 | 12,7 | 1.27 | 32,3 | | | |
| .73 | 18,5 | 4195 | PMLC 73-19-1 | .19 | 4,8 | 1.22 | 30,9 | .187 | 4,8 | 2 |
| | | 4196 | PMLC 73-25-1 | .25 | 6,4 | 1.28 | 32,5 | | | |
| | | 4197 | PMLC 73-37-1 | .37 | 9,5 | 1.40 | 35,6 | | | |
| | | 4198 | PMLC 73-50-1 | .50 | 12,7 | 1.53 | 38,8 | | | |

Standard color natural.



- Part Description Key: BMLL XX-YY, where XX = Maximum Bundle Diameter (inches) and YY = Height Above Panel (inches).
- For Quick Specs see page 7-48.

NEW!

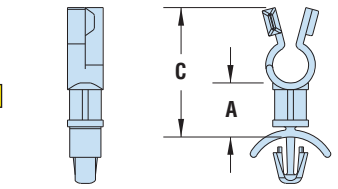


NEW!



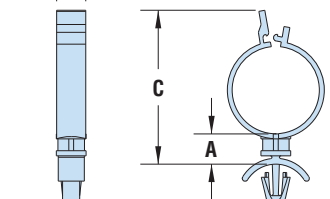
- Locking ends click into place.
- Part Description Key: PMLC XX-YY, where XX = Maximum Bundle Diameter (inches) and YY = Height Above Panel (inches).
- For Quick Specs see page 7-48.

.25 (6,3 mm)



Style 1

.24 (6,2 mm)



Style 2