

MICRO SWITCH
a Honeywell Division

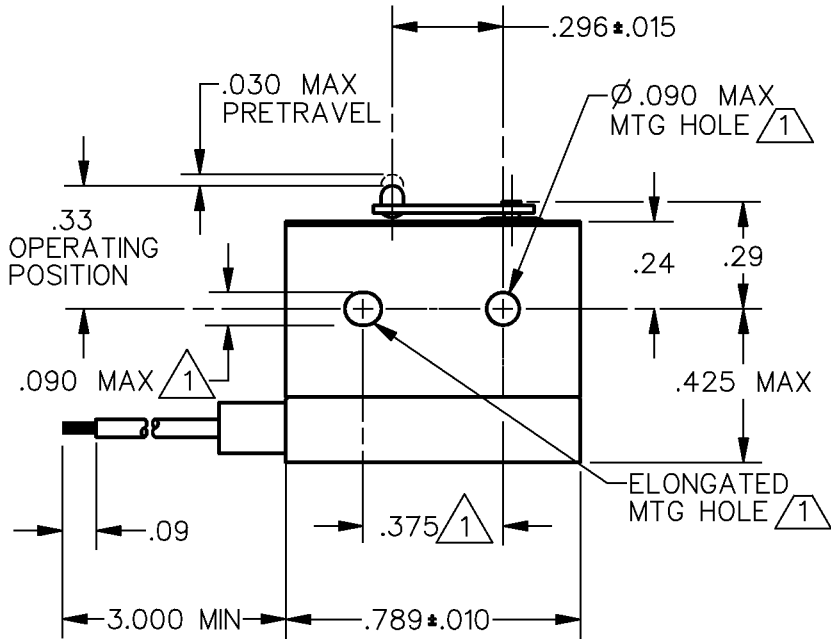
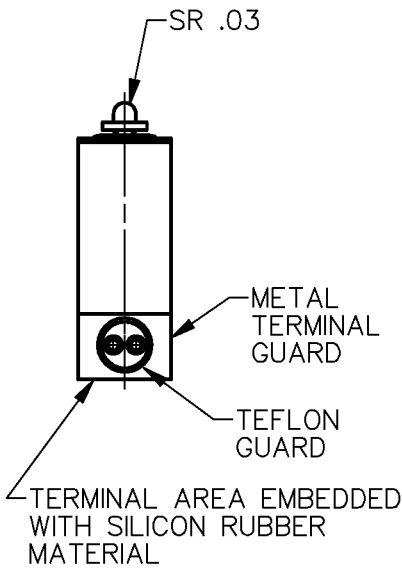
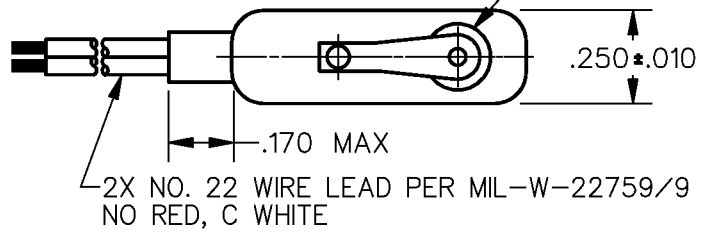
FED. MFG. CODE 91 929

SWITCH - BASIC

CATALOG LISTING

18HM49

WOBBLEFRAM ACTUATOR SEAL



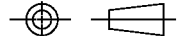
NOTES

- 1 MOUNTING HOLES WILL ACCEPT PINS OR SCREWS OF ϕ .087 MAX ON .375 \pm .002 CENTERS
- 2 - FOR USE IN TEMPERATURE RANGE -85°F TO +500°F (DOWN TO -300°F IF WIRE LEADS ARE NOT FLEXED)
- 3 - HERMETICALLY SEALED (METAL TO METAL, METAL TO GLASS)
- 4 - ALL EXPOSED PARTS ARE OF CORROSION RESISTANT MATERIALS
- 5 WEIGHT OF SWITCH ONLY IS 0.22 OZ MAX. WEIGHT OF CONDUCTOR CABLE ONLY IS 0.14 OZ MAX PER FOOT
- 6 - DO NOT APPLY MORE THAN 1 1/2 INCH LBS OF TORQUE WHEN TIGHTENING MOUNTING SCREWS
- 7 - GOLD ALLOY STATIONARY CONTACTS
- 8 - 24K GOLD MOVABLE CONTACT

ANSI Y14.5M-1982 APPLIES

THIS DRAWING COVERS A PROPRIETARY ITEM AND IS THE PROPERTY OF MICRO SWITCH, A DIVISION OF HONEYWELL. THIS DRAWING IS NOT TO BE COPIED OR USED WITHOUT THE APPROVAL OF MICRO SWITCH.

THIRD ANGLE PROJECTION



CHARACTERISTICS	ELECTRICAL DATA	SCALE	DO NOT SCALE PRINT
OPERATING FORCE — — — 7 OZ MAX	CONTACT ARRANGEMENT S P N O	2:1	
RELEASE FORCE — — — 1 OZ MIN	28 VOLTS DC RATING INDUCTIVE - SEA LEVEL --- 1/4 AMP 70,000 FT --- 1/4 AMP RESISTIVE - SEA LEVEL --- 1 AMP 70,000 FT --- 1 AMP	UNLESS OTHERWISE SPECIFIED TOLERANCES ARE	
DIFFERENTIAL TRAVEL --- .0003-.0040		ONE PLACE (.0) ± .030	
OVERTRAVEL — — — .003 MIN		TWO PLACE (.00) ± .015	
		THREE PLACE (.000) ± .005	
		ANGLES ±	
		WEIGHT / 5	

CATALOG LISTING
18HM49
 PAGE 1 OF 1
 RELEASE NO. PR-20123
 REPLACES
 CHECK
 M
 ISSUE
2
 CHECK
 REVISIONS
 A CO-82233
 DLT
 11 DEC 95
 CHECK
 M A M 12 JUN 92
 CHECK
 M A M 11 JUN 92
 DRAWN
 DDM/CAD