

MICRO SWITCH
a Honeywell Division
FED. MFG. CODE 91929

**SWITCH - TOGGLE
(MAGNETIC HOLD-IN)**

CATALOG LISTING
25ET116-S-G

25ET116-S-G

CATALOG LISTING

ISSUE

8

REVISIONS

A	205709	CSL	31 MAY 02
B	0007597	SWO/AP	16 SEP 04
C	0040079	MPH	03 JUN 08

REPLACES X75429-ET

RELEASE NO. PR-11409

PAGE 1 OF 1

CHECK

CHECK

CHECK

CHECK

SAV

CHECK

CHECK

CHECK

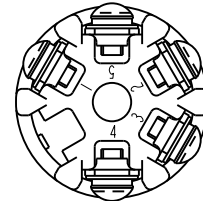
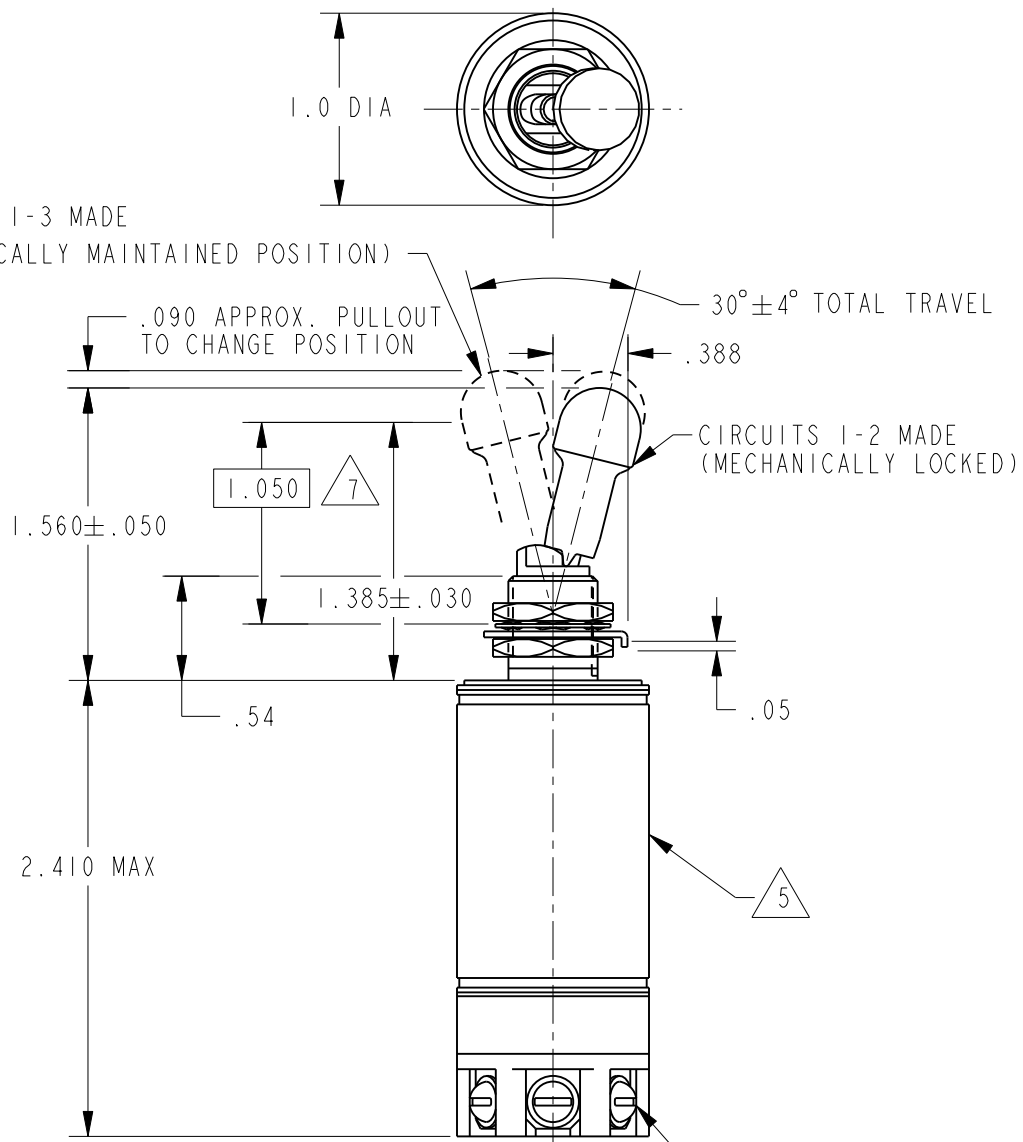
CHECK

CHECK

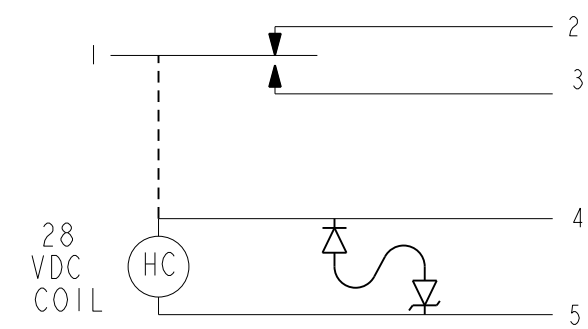
PTC/CAD 2D

DRAWN

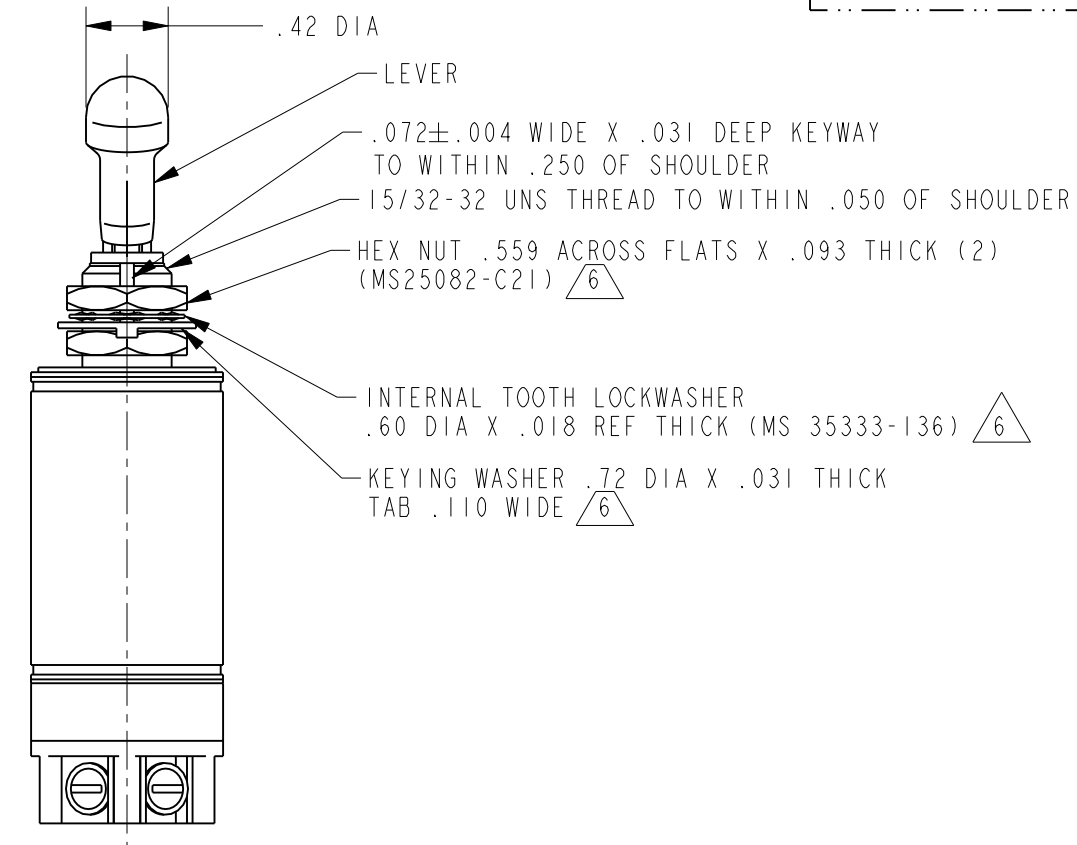
CIRCUITS 1-3 MADE
(ELECTRICALLY MAINTAINED POSITION)



(5) 4-48 UNF X .188 REF LONG
ROUND HEAD TERMINAL SCREW AND
(MS35333-104) LOCKWASHER



CIRCUIT DIAGRAM
(MECHANICALLY MAINTAINED POSITION)



- NOTES
- 1 - EXPOSED PARTS ARE OF CORROSION RESISTANT MATERIAL OR ARE SUITABLY PROTECTED TO PREVENT CORROSION, ENCLOSURE FINISHED WITH BLUE EPOXY BASED ENAMEL COLOR NO. 25184 PER FEDERAL STANDARD 595
 - 2 - SWITCH SEALED PER MIL-S-5594
 - 3 - HOLD IN VOLTAGE: THE MINIMUM SPECIFIED VOLTAGE AT WHICH THE LEVER WILL REMAIN ACTUATED. HOLD IN MAY OCCUR AT A LOWER VALUE. DROP OUT VOLTAGE: THE VOLTAGE RANGE IN WHICH THE LEVER WILL BE RELEASED
 - 4 - CIRCUITS CAN BE TRANSFERRED MANUALLY. ENERGIZING THE COIL WILL NOT CAUSE TRANSFER OF CIRCUITS
 - 5 - CIRCUIT IDENTIFICATION IS SHOWN ON SWITCH
 - 6 - HARDWARE MAY BE FURNISHED UNASSEMBLED PER MIL-S-5594
 - 7 - FORCE TO BE APPLIED AT THIS POINT IN A DIRECTION PERPENDICULAR TO THE LEVER LONGITUDINAL AXIS

THIS DRAWING COVERS A PROPRIETARY ITEM AND IS THE PROPERTY OF MICRO SWITCH, A DIVISION OF HONEYWELL. THIS DRAWING IS NOT TO BE COPIED OR USED WITHOUT THE APPROVAL OF MICRO SWITCH

CHARACTERISTICS	
SOLENOID RATING AT 20°C	
STEADY STATE LIMITS	20-29 VDC
HOLD IN	15 VDC
DROP OUT	1-15 VDC
COIL RESISTANCE	220 OHM MIN
OVERRIDE FORCE AT 30 VDC	10 LB MAX
AT 17 VDC	93 LB MIN

ELECTRICAL DATA				
CONTACT ARRANGEMENT S P D T				
RATINGS IN AMPHERES				
VOLTAGE	SEA LEVEL			
	65,000 FT			
	INRUSH RES	IND MOTOR	INRUSH RES	IND MOTOR
28 VOLTS DC	4	3	4	4
			2.5	4

THIRD ANGLE PROJECTION	
SCALE	FULL
DO NOT SCALE PRINT	
UNLESS OTHERWISE SPECIFIED TOLERANCES ARE	
ONE PLACE	(.0) ± .030
TWO PLACE	(.00) ± .015
THREE PLACE	(.000) ± .005
ANGLES	±
WEIGHT	6.0 OZ MAX

ANSI Y14.5M-1982 APPLIES