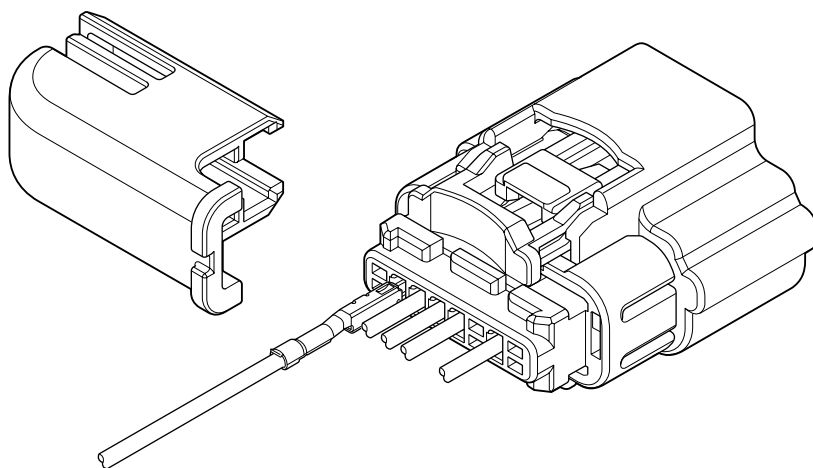


ATSS CONNECTOR

Sealed connector



0.64 Sealed Connector compliant with the Standard USCAR Footprints.



Features

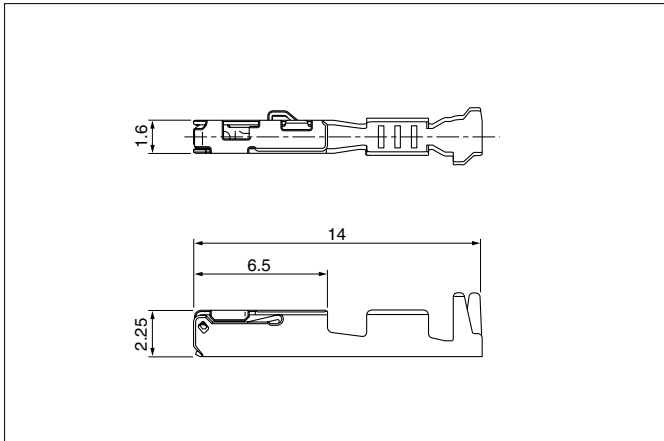
- 0.64 Sealed Connector
- Compliant with the Standard USCAR Footprints
- (Optional) Connector Position Assurance (CPA), Independent Security Lock Mechanism
- Optional Cable Cover available for Cable routing
- Variety of Cavity block options for unused Circuits

Specifications

- Current rating: 5 A DC max.
- Voltage rating: 14 V DC
- Temperature range: -40°C to +125°C
(including temperature rise in applying electrical current)
- Contact resistance: Initial value/ 15 mΩ max.
After environmental tests/ 15 mΩ max.
- Insulation resistance: 100 MΩ min.
- Applicable wire: SAE/ AVSS/ CAVS
0.3 mm² to 0.8 mm²

- * Compliant with ELV/RoHS.
- * Contact JST for details.

Female terminal

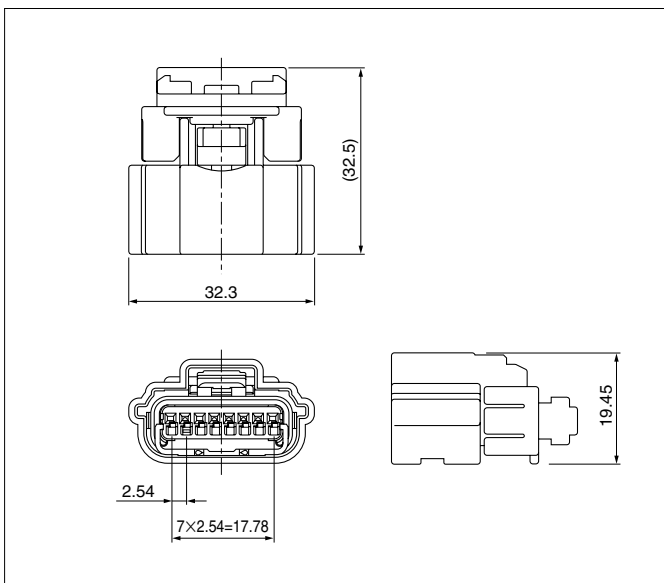


Model No.	Applicable wire range		Q'ty/reel
	Conductor (mm ²)	Insulation O.D. (mm)	
①SAIT-A03T-M064	0.3 to 0.5	≤1.9	6,500
①SAIT-A02T-M064	0.75 to 0.8	≤1.9	6,500
②SAIT-A03GF-M064	0.3 to 0.5	≤1.9	6,500
②SAIT-A02GF-M064	0.75 to 0.8	≤1.9	6,500

Material and Finish

- ①Copper alloy, tin-plated (reflow treatment)
- ②Copper alloy, Contact area; gold-plated
Barrel area; tin-plated

Female connector



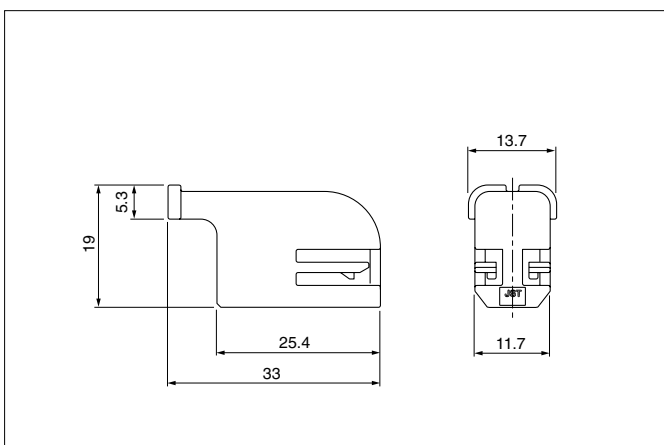
Circuits	CPA	Model No.	Q'ty/box
8	YES	ATSSPB-C08()-1AK	75
	NO	ATSSPB-A08()-1AK	75

Material and Finish

- Housing: Glass-filled PBT, Black
- TPA: Glass-filled PBT, Natural (White)
- CPA: Glass-filled PBT, Red
- Back cover: Glass-filled PBT
- Ring seal: Silicone, Green
- Matte seal: Silicone, Green

Note: Circuits from 3 to 8 available with flashed over back option other than abovementioned housing. Contact JST for details.

Cable cover



Circuits	Model No.	Q'ty/box
8	ATSSCC-08-K	150

Material and Finish

Glass-filled PBT, Black

Crimping machine, Applicator

Strip terminal	Crimping machine	Crimp applicator MKS-L	
		Dies	Crimp applicator with dies
SAIT-A03()-M064	AP-K2N	MK/SAIT-A03-064	APLMK SAIT-A03-064
SAIT-A02()-M064		MK/SAIT-A02-064	APLMK SAIT-A02-064

Note: When crimping operation is conducted using an applicator and die set other than the above, JST cannot guarantee the performance of the terminal.