

ASG CONNECTOR

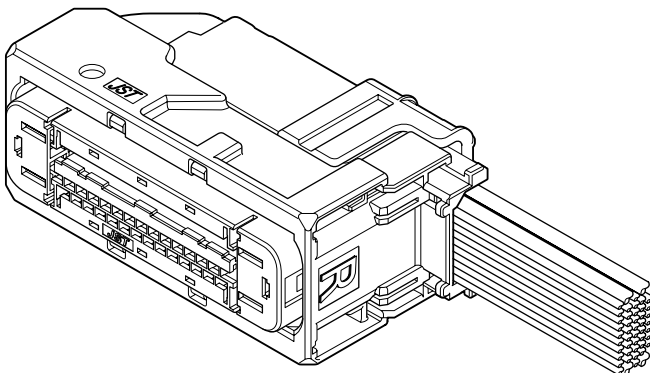
Board-to-wire/Sealed connector



47 Circuits 0.64/6.3 Hybrid Sealed Connector compliant with the USCAR footprints and performance standard. Designed for ABS application.

Features

- 47 circuits: 0.64/6.3 Hybrid Sealed Connector
- Compliant with the Standard USCAR Footprints
- Ergonomic, dual action lever mechanism design for low Mating Force
- Alternative Cable routing design
- Flash-Over options are available for blocking unused circuits
- Cable protector (optional) for additional cable protection

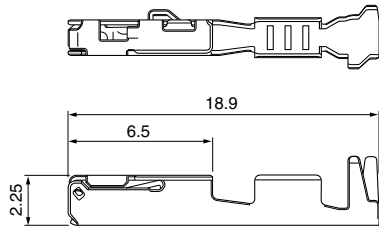


Specifications

- Current rating: 0.64 Terminal/ 5 A DC max.
6.3 Terminal/ 40 A DC max.
- Voltage rating: 14 V DC
- Temperature range: -40°C to +125°C
(including temperature rise in applying electrical current)
- Contact resistance:
 - 0.64 Terminal; Initial value/ 20 mΩ max.
After environmental tests/ 20 mΩ max.
 - 6.3 Terminal; Initial value/ 1.5 mΩ max.
After environmental tests/ 1.5 mΩ max.
- Insulation resistance: 20 MΩ min.
- Applicable wire:
 - 0.64 Terminal; SAE/ AVSS/ CAVS 0.3 mm² to 0.8 mm²
 - 6.3 Terminal; 2.5 mm² (AWG #12)

- * Compliant with ELV/RoHS.
- * Contact JST for details.

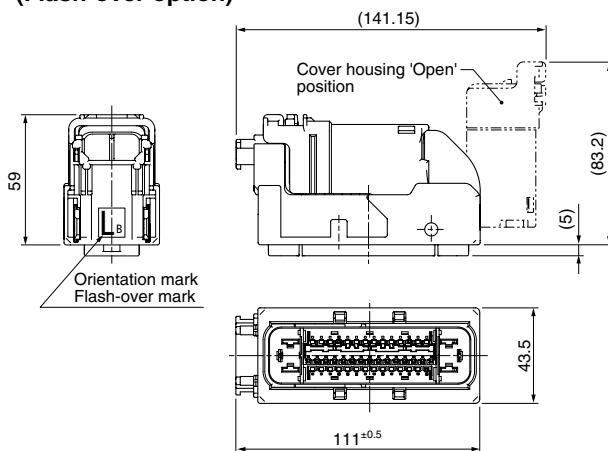
Female terminal



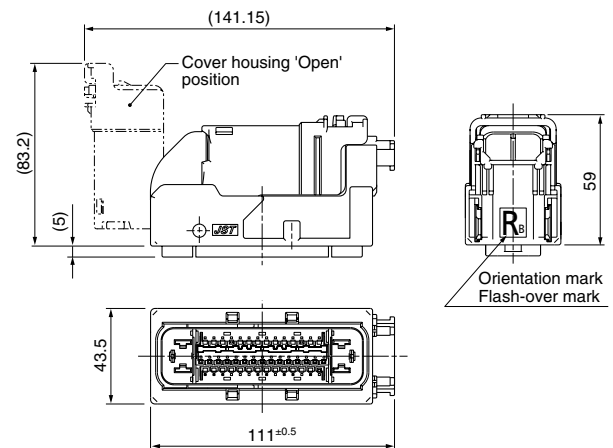
Model No.	Applicable wire range		Q'ty/reel
	Conductor (mm ²)	Insulation O.D. (mm)	
①SAITS-A03T-M064	0.3 to 0.5	≤1.9	3,500
①SAITS-A02T-M064	0.75 to 0.8	≤1.9	3,500
②GT630 or equivalent Terminal (Customer specified terminal.)			
Material and Finish			
①Copper alloy, tin-plated (reflow treatment)			
②Copper alloy (refer to Delphi for detail)			

Female connector

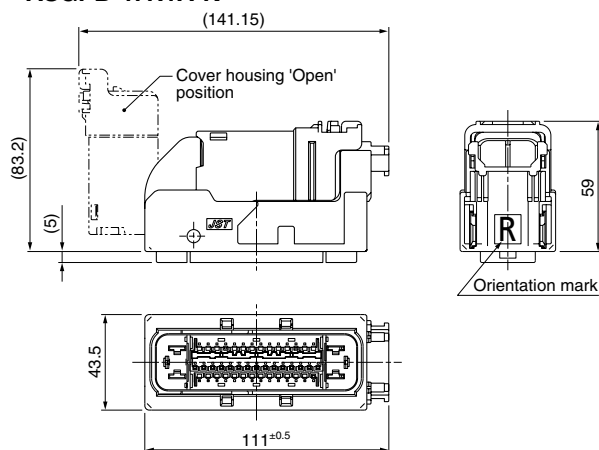
● ASGPB-1547L2A-K/ASGPB-2547L2A-K (Flash-over option)



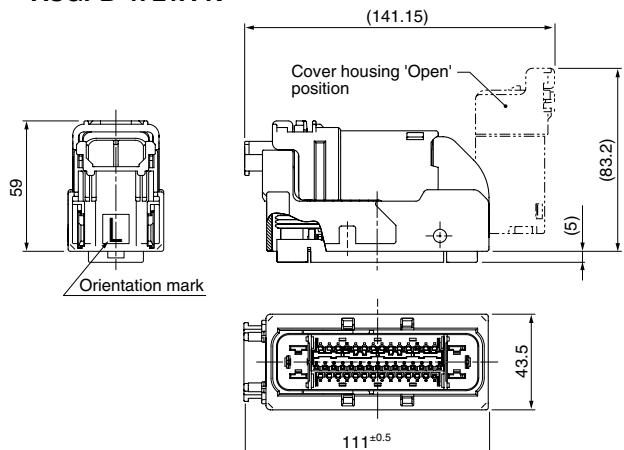
● ASGPB-1547R2A-K (Flash-over option)



● ASGPB-47R1A-K



● ASGPB-47L1A-K



Circuits		Model No.	Q'ty/box
6.3	0.64		
3	22	ASGPB-2547L2A-K	70
4	11	ASGPB-1547R2A-K	70
		ASGPB-1547L2A-K	70
	43	ASGPB-47R1A-K	70
		ASGPB-47L1A-K	70

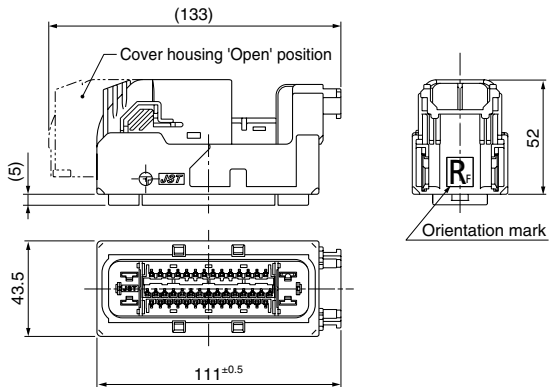
Material and Finish

Housing: Glass-filled PBT, Black
 Lever: Glass-filled PBT, Black
 Slide: Glass-filled PA, Black
 Ring seal: Silicone, Green
 TPA: Glass-filled PBT, Natural (White)

ASG CONNECTOR

Female connector

● ASGPB-F1947R-3AK

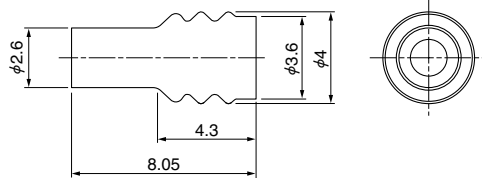


Circuits		Model No.	Q'ty/box
6.3	0.64		
3	16	ASGPB-F1947R-3AK	70

Material and Finish

Housing: Glass-filled PBT, Black
 Slide: Glass-filled PA, Black
 Matte seal: Silicone, Rust red
 Back cover: Glass-filled PBT, Black
 Ring seal: Silicone, Green
 TPA: Glass-filled PBT, Natural (White)

Wire seal

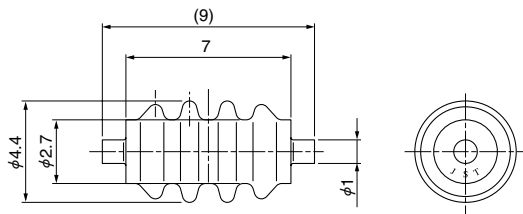


Model No.	Applicable wire range		Q'ty/box	Color
	Conductor (mm ²)	Insulation O.D. (mm)		
A03CS-AIT-M	0.3 to 0.5	1.6 to 1.9	50,000	Green
A04CS-AIT-N	0.75 to 0.8	1.2 to 1.6	50,000	Brown

Material and Finish

Silicone

Plug

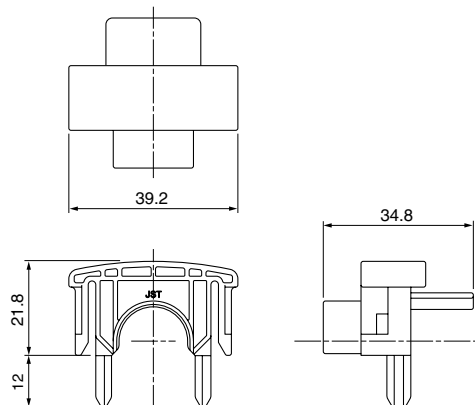


Model No.	Q'ty/box
064PLG-AIT-R	10,000

Material and Finish

Silicone, Red

Cable protector



Model No.	Q'ty/box
ASGC-1547-2A-K	500

Material and Finish

PBT, Black

Crimping machine, Applicator

Strip terminal	Crimping machine	Crimp applicator MKS-L	
		Dies	Crimp applicator with dies
SAITS-A03T-M064	AP-K2N	MK/SAITS-A03-064	APLMK SAITS-A03-064
SAITS-A02T-M064		MK/SAITS-A02-064	APLMK SAITS-A02-064

Note: When crimping operation is conducted using an applicator and die set other than the above, JST cannot guarantee the performance of the terminal.