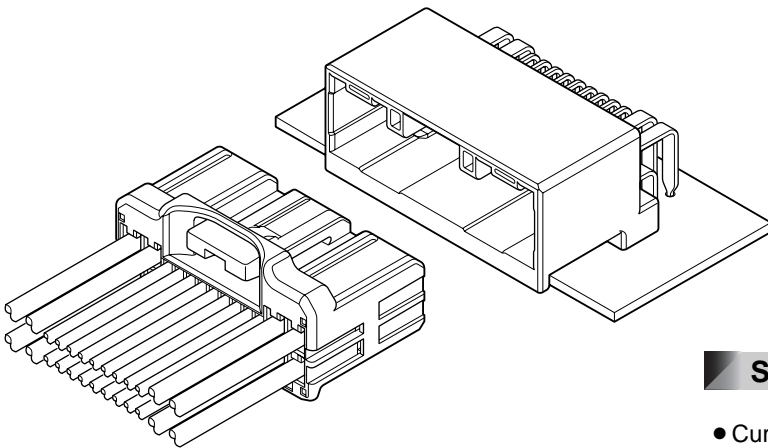


This connector is a small connector that can be widely used for the wiring for automotive electrical equipment. There are 2 kinds of connector for signal and hybrid type for signal and power supply.



Features

●High reliability

Using the tried and true terminal ensures high performance and high reliability. The retainer (secondary lock) is provided for automobile, and reliability is improved.

●Variation

Many variations

●Diversity

It is hybrid structures of using 0.64 terminals for signal, and 2.3 terminals for power supply. It is possible to correspond also to large current circuit.

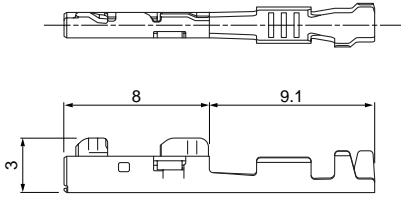
Specifications (0.64 Terminal)

- Current rating: 7 A AC, DC (0.5 mm², Single circuit)
- Voltage rating: 50 V AC, DC
- Temperature range: -40°C to +105°C
(including temperature rise in applying electrical current)
- Contact resistance: Initial value/ 8 mΩ max.
After environmental tests/ 16 mΩ max.
- Insulation resistance: 100 MΩ min.
- Withstanding voltage: 1,000 VAC/minute
- Applicable wire: AVSS/CAVS
0.64 Terminal S; 0.3 mm² to 0.5 mm²
AESSX 0.5 mm²

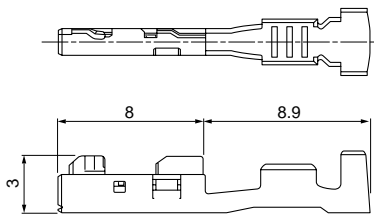
- * Compliant with ELV/RoHS.
- * Contact JST for details.

Female terminal

● 0.64 Female terminal SSS/SS



● 0.64 Female terminal S



Terminal	Model No.	Applicable wire range		Q'ty/reel
		Conductor (mm ²)	Insulation O.D. (mm)	
*0.64 SSS	SNAC3-A001T-M0.64	0.13	0.85	6,000
*0.64 SS	SNAC3-A011T-M0.64	0.22 to 0.35	0.95 to 1.10	5,000
0.64 S	SNAC3-A021T-M0.64	0.3 to 0.5	1.4 to 1.8	5,000

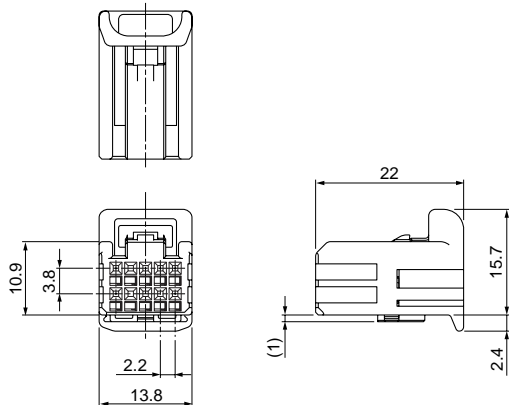
Material and Finish

Copper alloy, tin-plated (reflow treatment)

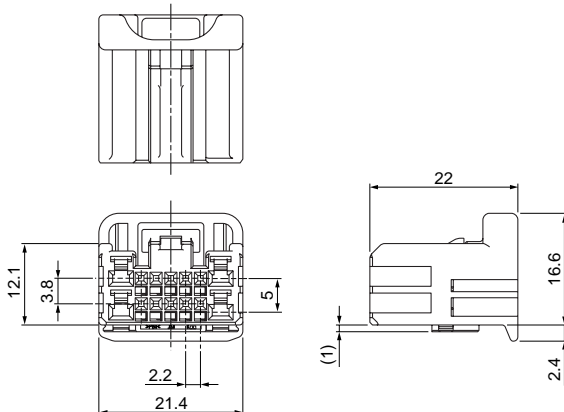
Note: 1. Contact JST for 2.3II female terminal for power supply.
2. *Please contact JST about the use of these parts.

Female connector

● 10SHC-B-1A



● 14SHC-B-1A



Circuits	Model No.	Q'ty/box	Color	
			Housing	Retainer
10	10SHC-B-1A	180	Gray	Blue
14	14SHC-B-1A	120	Gray	Blue
24	24SHC-B-1A	72	Gray	Blue
26	26SHC-B-1A	60	Gray	Blue
	26SHC-B-2A	60	Black	Blue
32	32SHC-B-1A	60	Gray	Blue

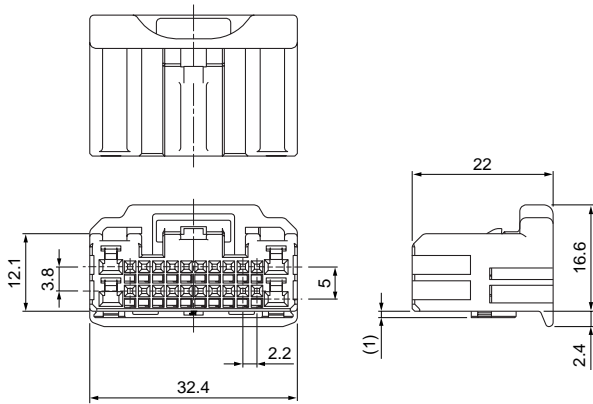
Material

Housing: PBT
Retainer: PBT

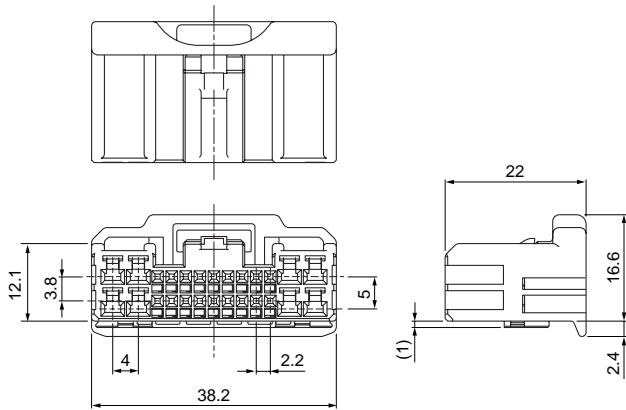
SHC CONNECTOR

Female connector

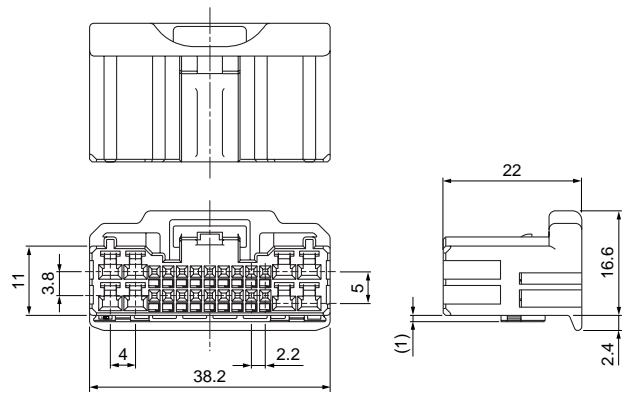
● 24SHC-B-1A



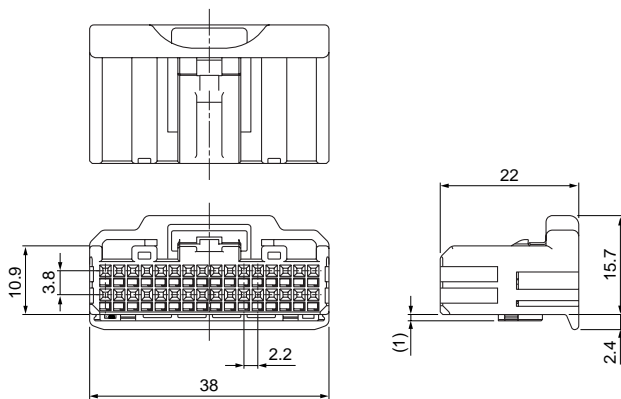
● 26SHC-B-1A



● 26SHC-B-2A

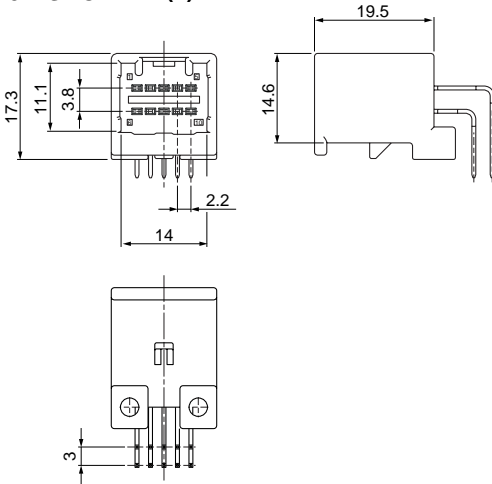


● 32SHC-B-1A

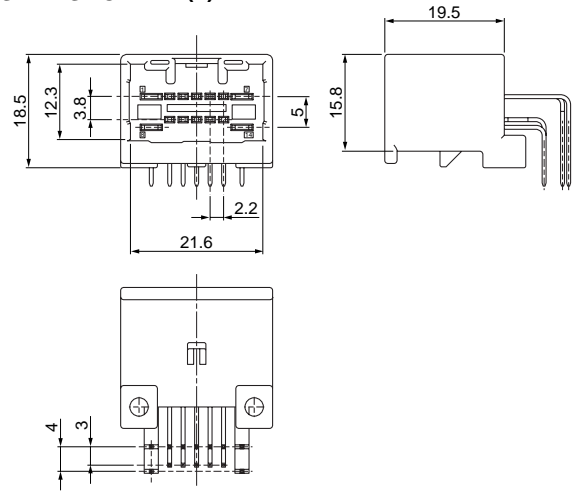


Male connector

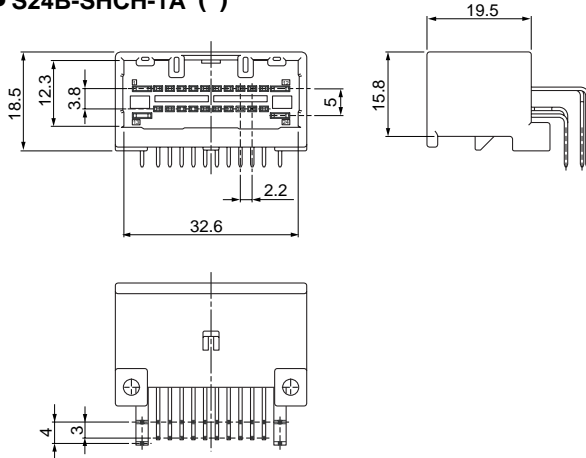
● S10B-SHCH-1A ()



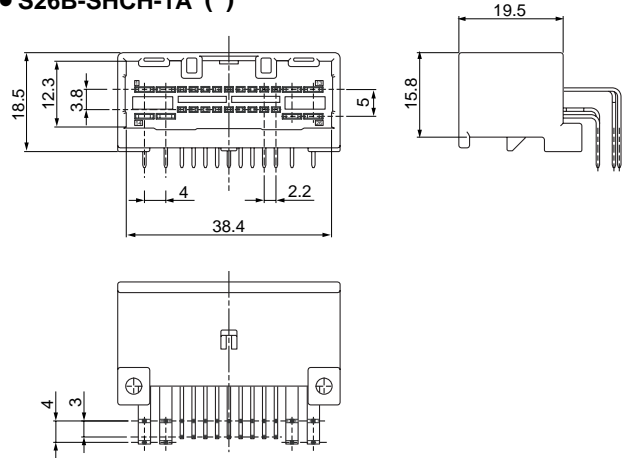
● S14B-SHCH-1A ()



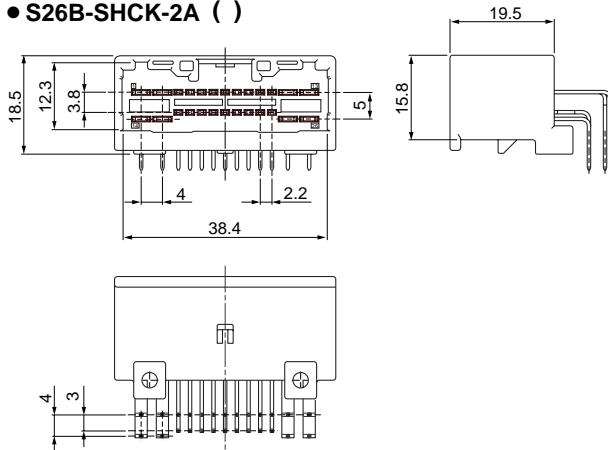
● S24B-SHCH-1A ()



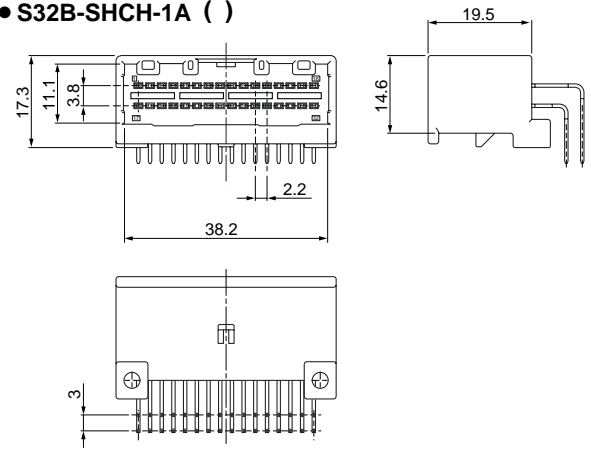
● S26B-SHCH-1A ()



● S26B-SHCK-2A ()



● S32B-SHCH-1A ()



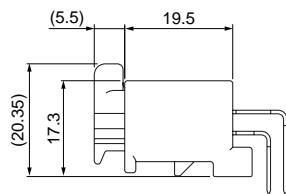
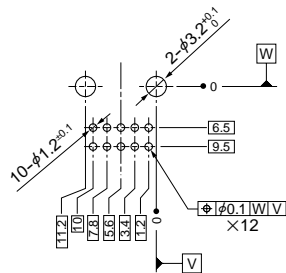
Circuits	Model No.		Color	Q ty/box	
	Magazine stick	Tray packed		Magazine stick	Tray packed
10	S10B-SHCH-1A (M)	S10B-SHCH-1A R	Gray	1,200	600
14	S14B-SHCH-1A (M)	S14B-SHCH-1A R	Gray	816	400
24	S24B-SHCH-1A (M)	S24B-SHCH-1A R	Gray	576	280
26	S26B-SHCH-1A (M)	S26B-SHCH-1A R	Gray	480	240
	S26B-SHCK-2A (M)	S26B-SHCK-2A R	Black	480	240
32	S32B-SHCH-1A (M)	S32B-SHCH-1A R	Gray	480	240

Material and Finish

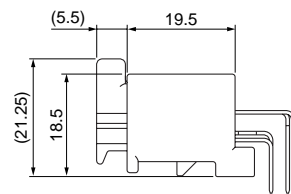
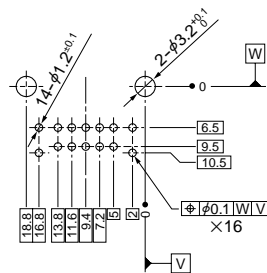
Housing: Glass-filled PBT
Male pin: Brass, nickel-undercoated, tin-plated (reflow treatment)

PC board layout, Assembly layout

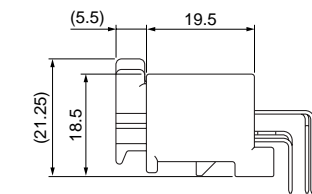
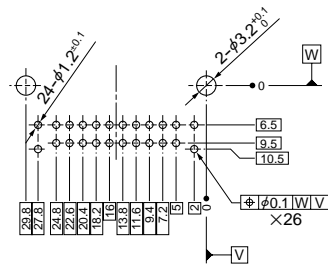
● S10B-SHCH-1A ()



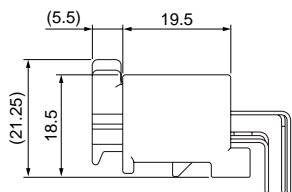
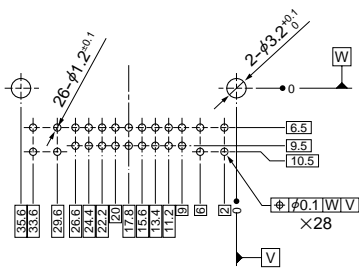
● S14B-SHCH-1A ()



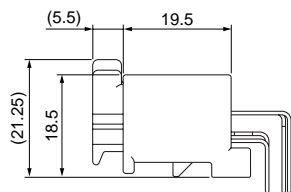
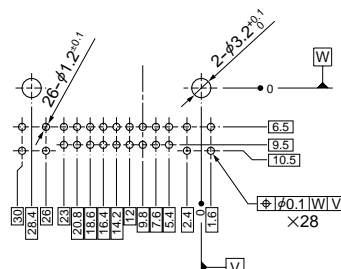
● S24B-SHCH-1A ()



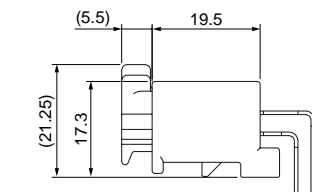
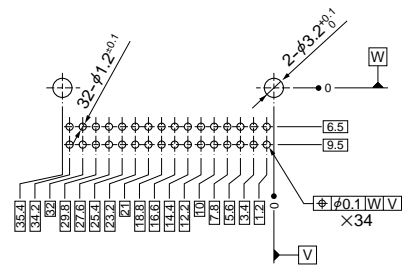
● S26B-SHCH-1A ()



● S26B-SHCK-2A ()



● S32B-SHCH-1A ()



Crimping machine, Applicator, Hand crimp tool

Strip terminal	Crimping machine	Crimp applicator MKS-L		Hand crimp tool	Applicable wire
		Dies	Crimp applicator with dies		
SNAC3-A001T-M0.64	AP-K2N	MK/SNAC3-A001-064	APLMK SNAC3-A001-064	—	—
SNAC3-A011T-M0.64		MK/SNAC3-A011-064	APLMK SNAC3-A011-064	—	—
SNAC3-A021T-M0.64		MK/SNAC3-A021-064	APLMK SNAC3-A021-064	YRK-1003	AVSS0.5, CAVS0.5

Note: When crimping operation is conducted using an applicator and die set other than the above, JST cannot guarantee the performance of the terminal.