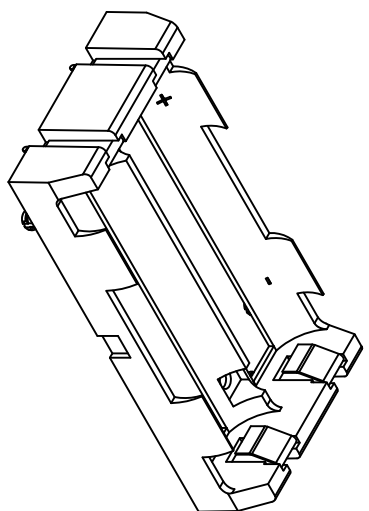
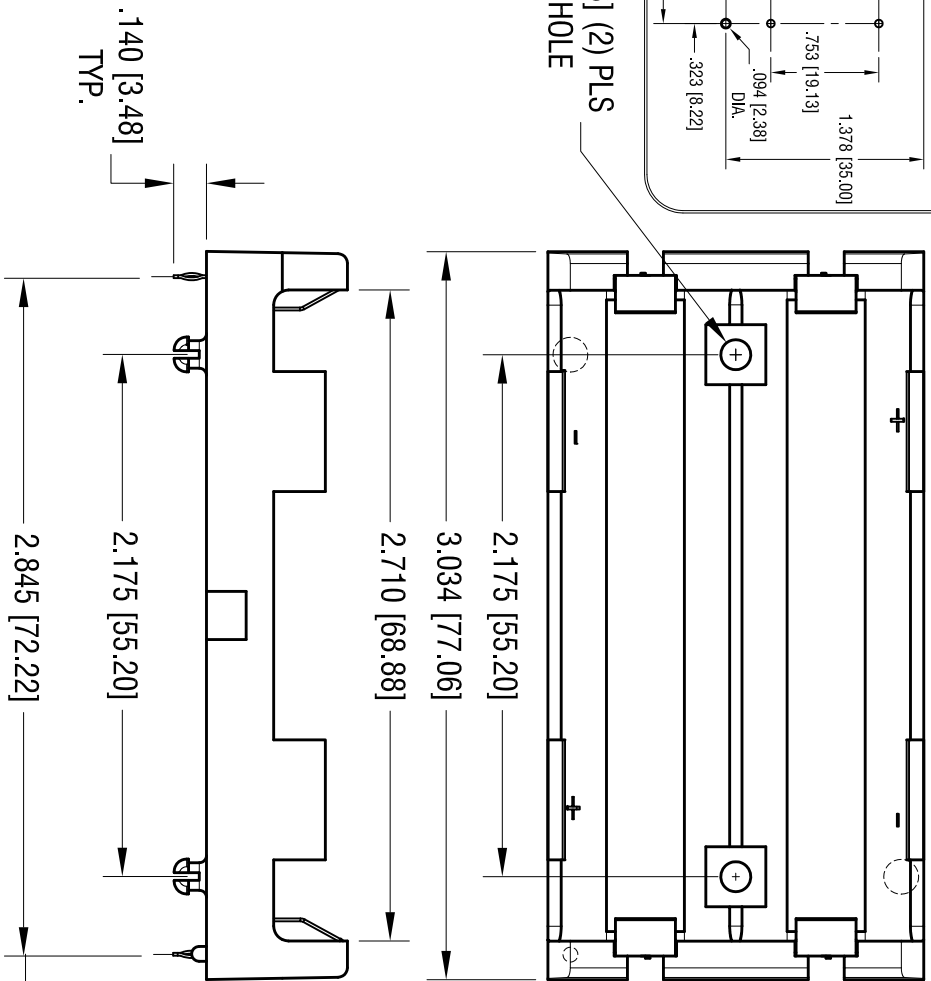
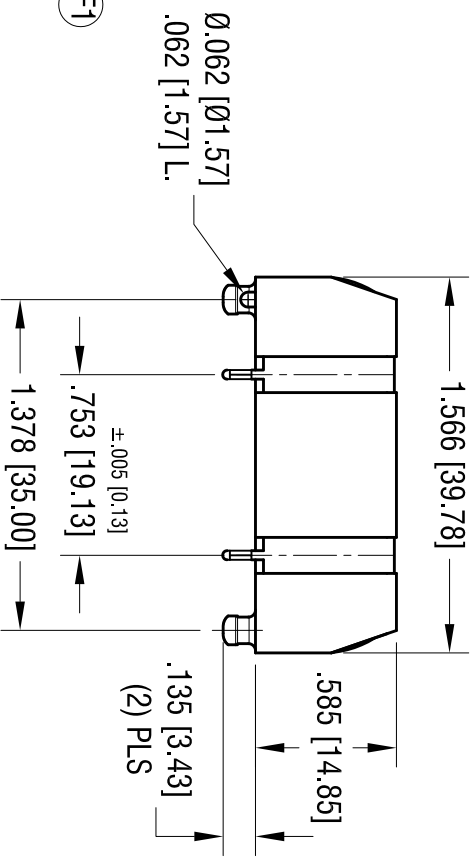


Ø.125 [Ø3.18] (2) PLS
DIA. MTG HOLE



| DATE | DESCRIPTION | REV. |
|----------|------------------------------------|------|
| 8.24.10 | CHANGE AS PER ECN 10-062 | A |
| 10.04.10 | CHANGE PER ECN 10-069 | B |
| 10.26.10 | CHANGE PER ECN 10-075 | C |
| 4.08.11 | CHANGE PER ECN 11-046 | D |
| 10.08.13 | CHANGE PER ECN 13-092 | E |
| 1.03.17 | ECN 17-002, (F1) WAS 2.822 [71.64] | F |



KEYSTONE ELECTRONICS CORP.
www.keystone.com • ASTORIA, N.Y. 11105-2017 • Tel (718) 956-8900

PART NAME
DUAL THM BATTERY HOLDER, 18650

MATERIAL
AS NOTED

FINISH
AS NOTED

| TOLERANCES | INCH | [MM] | CODE | DWG NO. |
|----------------------------|--------|----------|------|---------|
| DECIMAL | ± .010 | [± 0.25] | C | |
| ANGULAR | ± 1° | | | |
| UNLESS OTHERWISE SPECIFIED | | | | |

1049

- NOTE:
1. BASE:
MAT'L: HEAT RESISTANCE NYLON
STANYL 46 OR EQUIVALENT
 2. CONTACT:
MAT'L: .012 [0.30]THK STAINLESS STEEL
FINISH: TIN NICKEL PLATE

THIS DOCUMENT IS THE PROPERTY OF
KEYSTONE ELECTRONICS CORP. AND
SHALL NOT BE REPRODUCED, DISTRIBUTED
OR USED AS A BASIS FOR MANUFACTURE
WITHOUT PRIOR WRITTEN PERMISSION
FROM KEYSTONE ELECTRONICS CORP.