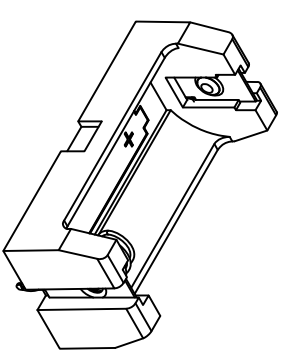
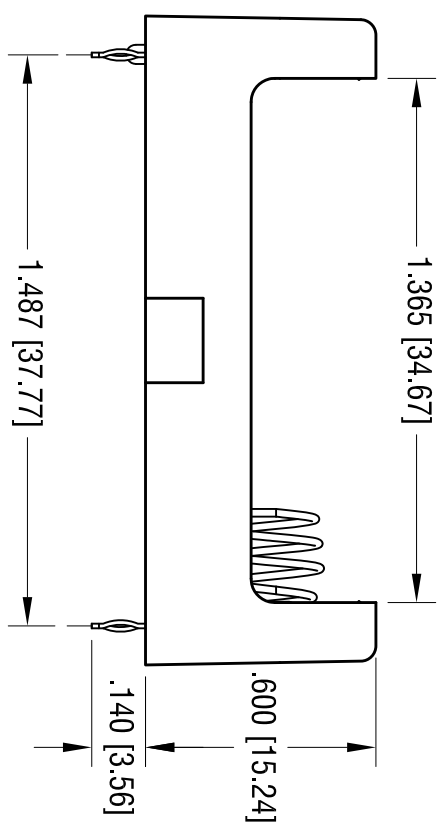
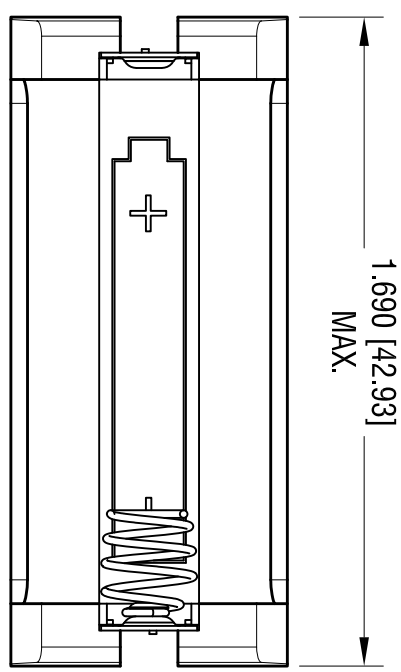
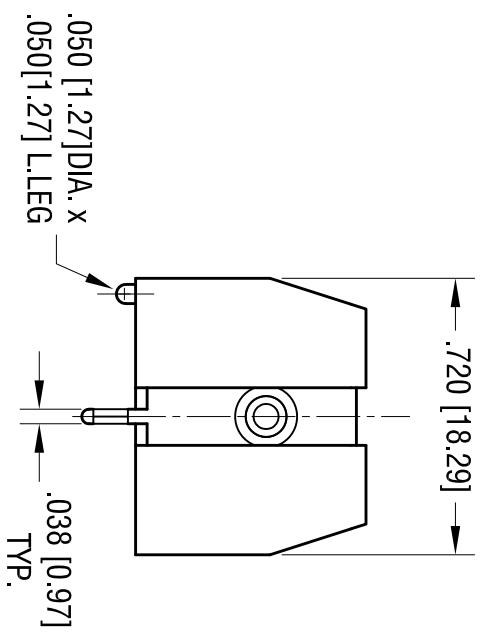
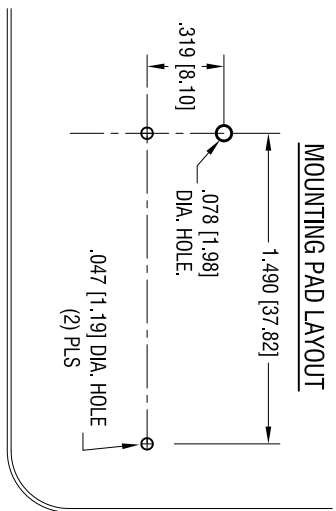


MOUNTING PAD LAYOUT



ACTUAL SIZE

- NOTE:**
1. BASE:
MAT'L: HEAT RESISTANCE NYLON
STANYL 46 OR EQUIVALENT
 2. CONTACT:
MAT'L: .012 [0.30] THK STAINLESS STEEL
FINISH: TIN NICKEL PLATE.

DATE	DESCRIPTION	REV.

KEYSTONE ELECTRONICS CORP.			
www.keystec.com • ASTORIA, N.Y. 11105-2017 • Tel (718) 956-8900			
PART NAME			
THM BATTERY HOLDER, CR123A			
MATERIAL			
AS NOTED			
FINISH			
AS NOTED			
TOLERANCES	INCH	[MM]	CODE
DECIMAL	± .010	[± 0.25]	C
ANGULAR	± 1°		
UNLESS OTHERWISE SPECIFIED			
DRN BY	NT	DATE	10.31.14
APP'D	LN	SCALE	2X
DWG NO.	1129		

THIS DOCUMENT IS THE PROPERTY OF KEYSTONE ELECTRONICS CORP. AND SHALL NOT BE REPRODUCED, DISTRIBUTED OR USED AS A BASIS FOR MANUFACTURE WITHOUT PRIOR WRITTEN PERMISSION FROM KEYSTONE ELECTRONICS CORP.