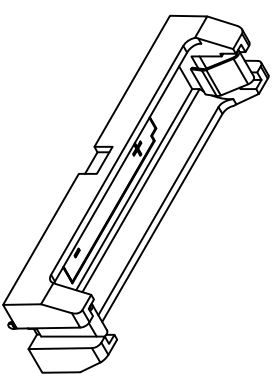
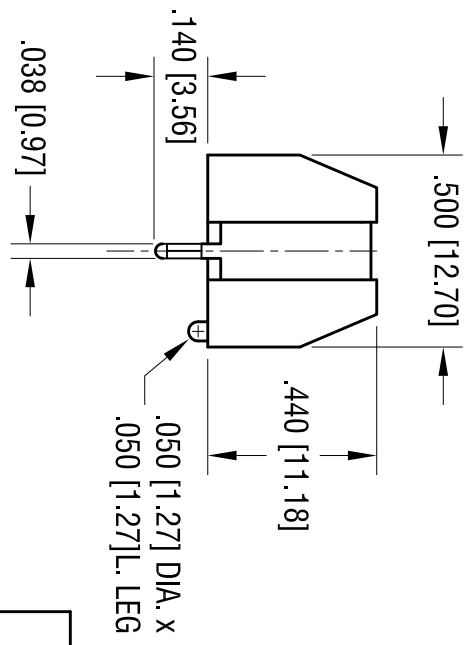
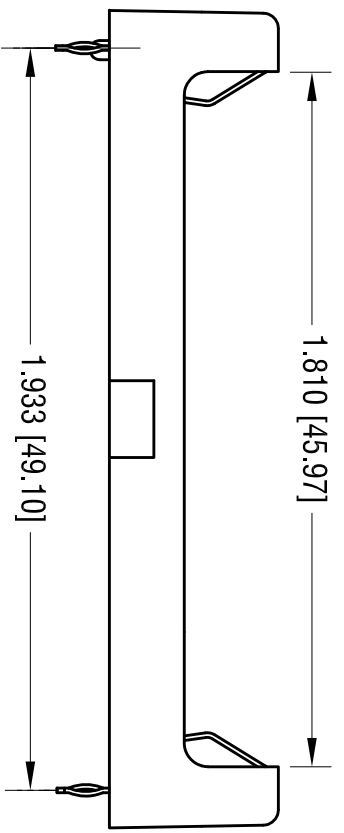
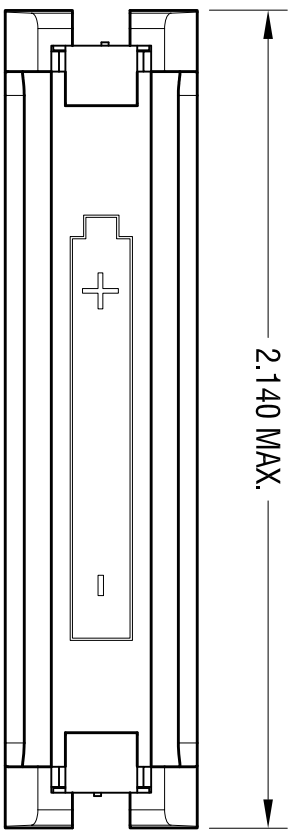
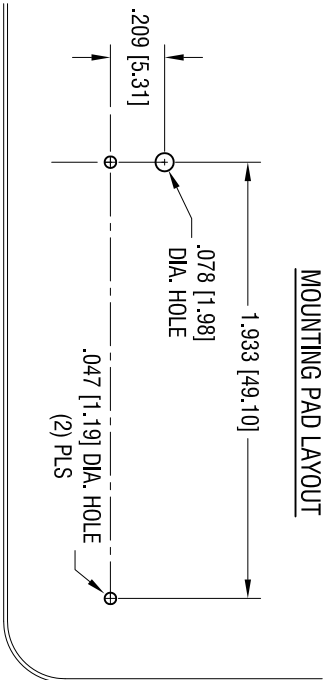


MOUNTING PAD LAYOUT



ACTUAL SIZE

DATE	DESCRIPTION	REV.
10.03.13	CHANGE AS PER ECN 13-077	A

KEYSTONE ELECTRONICS CORP.
 www.keyelco.com • ASTORIA, N.Y. 11105-2017 • Tel (718) 956-8900

PART NAME THM BATTERY HOLDER, AAA

MATERIAL AS NOTED

FINISH AS NOTED

TOLERANCES	INCH	[MM]	CODE	DWG NO.
DECIMAL	± .010	[± 0.25]	C	
ANGULAR	± 1°			

THIS DOCUMENT IS THE PROPERTY OF KEYSTONE ELECTRONICS CORP. AND SHALL NOT BE REPRODUCED, DISTRIBUTED OR USED AS A BASIS FOR MANUFACTURE WITHOUT PRIOR WRITTEN PERMISSION FROM KEYSTONE ELECTRONICS CORP.

- NOTE:**
1. BASE: MAT'L: HEAT RESISTANCE NYLON STANLYL 46 OR EQUIVALENT
 2. CONTACT: MAT'L: .012 [0.30] THK STAINLESS STEEL FINISH: TIN NICKEL PLATE.

1021

DRN BY: NT DATE: 8.31.09
 App'D: LN SCALE: 2X