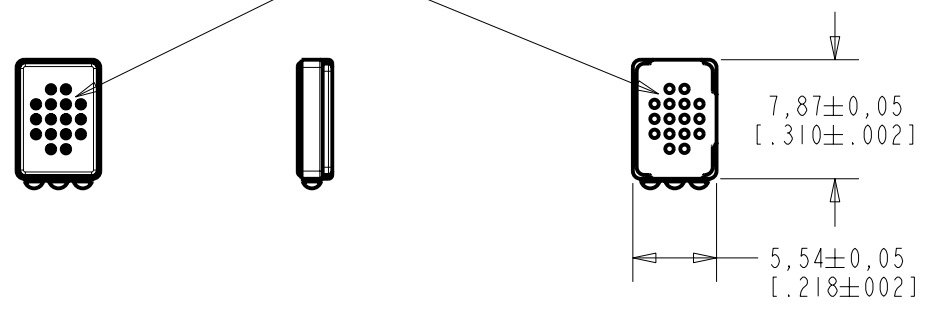
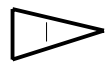
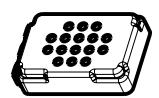
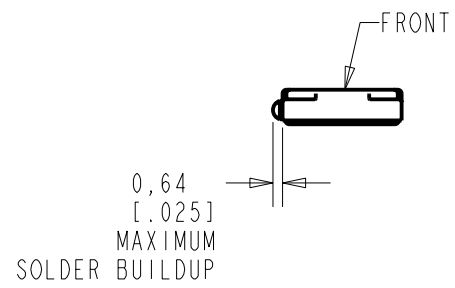
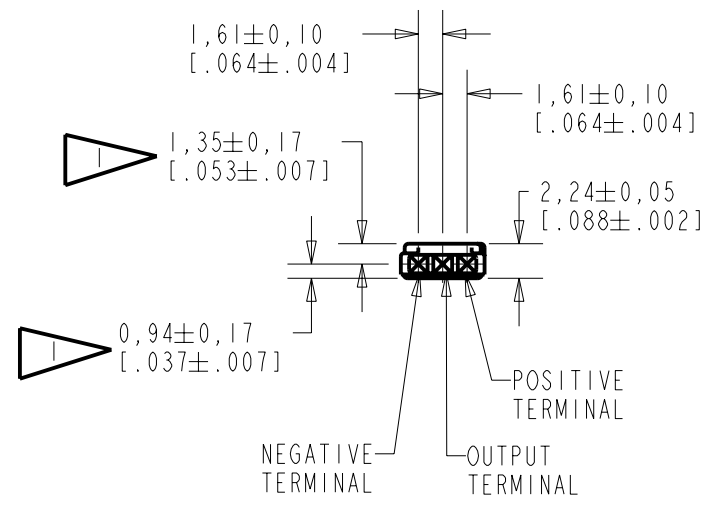


**BW-21789-000**  
SHT 1.1

ALL HOLES LIE WITHIN  
A 4,76 [.1875] Ø CIRCLE



NOTE:  
 LOCATED FROM TWO SURFACES FOR CUSTOMER CONVENIENCE. ONLY APPLICABLE FROM ONE SURFACE, NOT TO BE USED TOGETHER. HORIZONTAL LOCATION FOR TERMINAL CENTERED TO ±0,17 [.007].



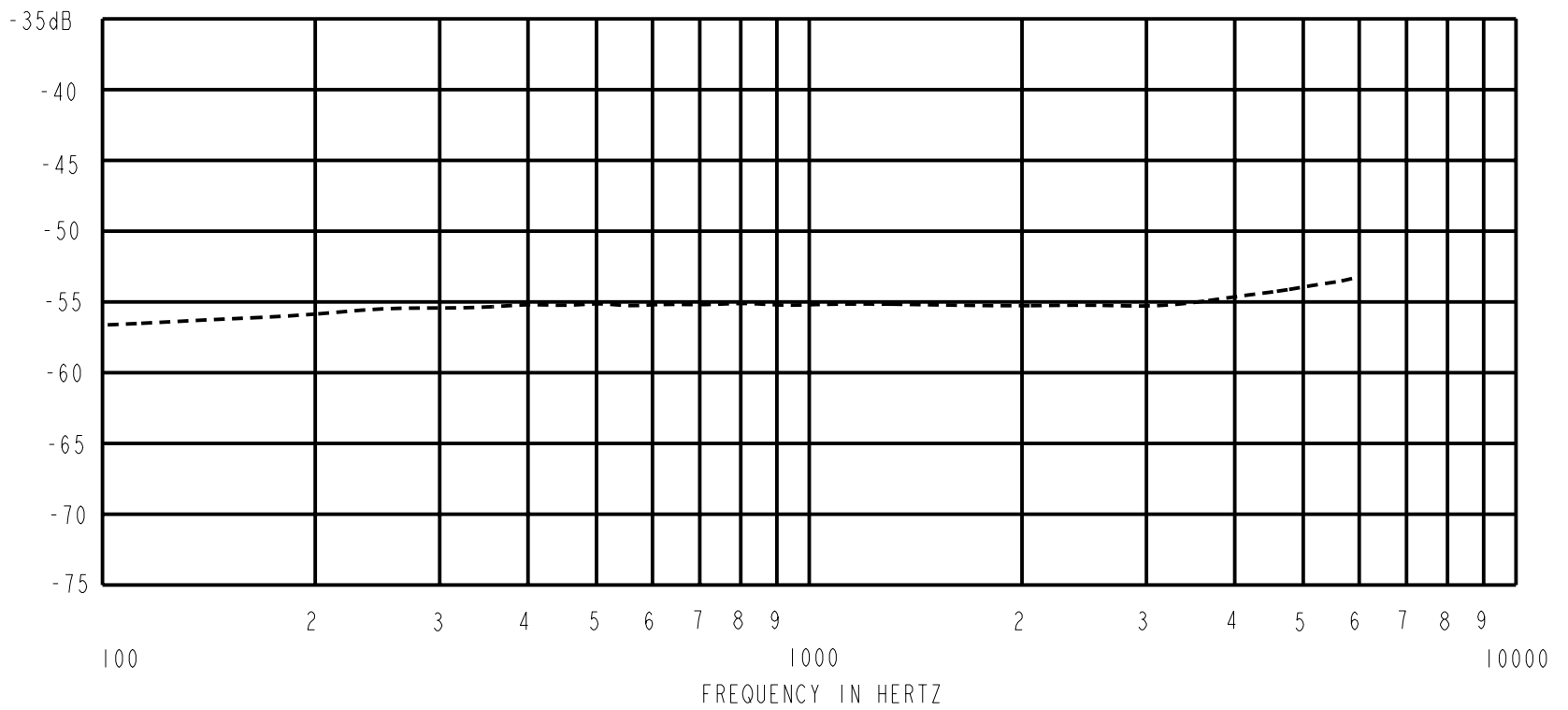
NOMINAL WEIGHT  
.28 GRAMS

DIMENSIONS IN MILLIMETERS [INCHES]

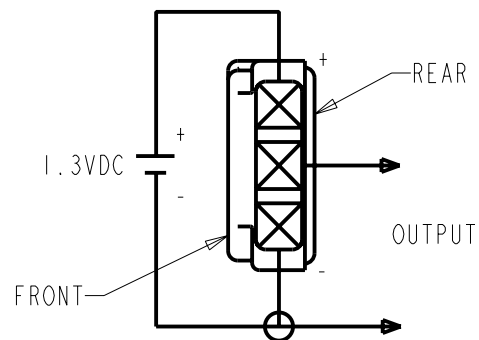
Revision	C.O. #	Implementation Date	RELEASE LEVEL	REVISION
A	MI0101318	11-22-06	Released	A
SCALE: 2:1			DR. BY	DATE
DO NOT SCALE DRAWING			LSY	11-22-06
TITLE: MICROPHONE			CK. BY	DATE
OUTLINE DRAWING			GJP	11-30-06
BW-21789-000			APP. BY	DATE
SHT 1.1			GJP	11-30-06

**KNOWLES ELECTRONICS**  
ITASCA, ILLINOIS U.S.A.

SENSITIVITY IN dB RELATIVE TO 1.0 VOLT/0.1 Pa (N/M<sup>2</sup>)  
FOR CONDITIONS SHOWN BELOW.



FREQUENCY	SENSITIVITY			DEVICE CONFORMITY	
	MIN.	NOM.	MAX.	RANGE OF DEVIATION FROM 1KHz	
100	---	-56.0	---	-4.0	+1.0
1000	-59.0	-55.0	-51.0	0	0
≈ 4000	---	-54.5	---	-2.0	+4.0



NOTES:

- CASE CONNECTED TO NEGATIVE TERMINAL.
- MICROPHONE TO BE FUNCTIONAL WITH 10 VDC SUPPLY.
- CONFORMS TO REQUIREMENTS SHOWN ON 'ELECTRET MICROPHONE ENVIRONMENTAL QUALIFICATION TEST, SHEET 2.2'.

PORT LOCATION	DC SUPPLY	AMPLIFIER CURRENT DRAIN	SENSITIVITY CHANGE ON REDUCING SUPPLY TO 0.9VDC	"A" WEIGHTED NOISE (1 kHz EQUIV. SPL)	OUTPUT IMPEDANCE OHMS			CAPACITANCE ±50%	
					MIN.	NOM.	MAX.	1-2	1-3
6NB	1.3V	50 μA MAX.	NA	NA	2000	3500	6000	NA	NA

Revision	C.O. #	Implementation Date	RELEASE LEVEL	REVISION
A	M10101318	11-22-06	Released	A

**KNOWLES ELECTRONICS**  
ITASCA, ILLINOIS U.S.A.

WHEN TEST LIMITS ARE USED TO ESTABLISH INCOMING INSPECTION ACCEPTANCE/REJECTION CRITERIA, CORRELATION OF TEST EQUIPMENT WITH KNOWLES IS ALSO REQUIRED FOR ELIMINATION OF EQUIPMENT AND TEST METHOD VARIATION

TITLE: **MICROPHONE** **BW-21789-000**  
PERFORMANCE SPECIFICATION **SHT 2.1**

DR. BY	DATE
LSY	11-22-06
CK. BY	DATE
GJP	11-30-06
APP. BY	DATE
GJP	11-30-06