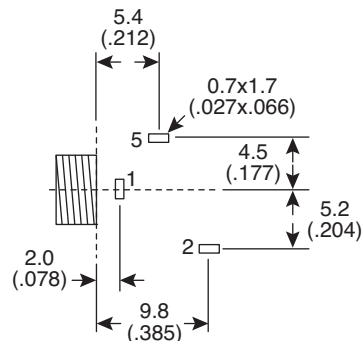
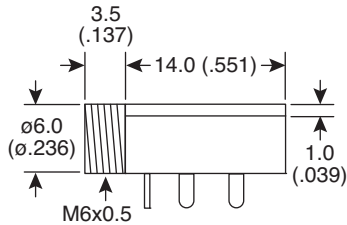
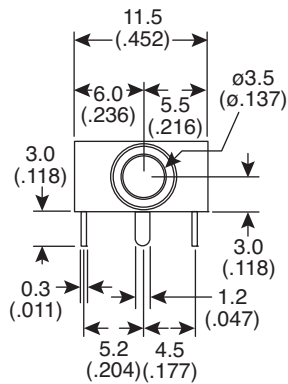


# PCB Phone Jack

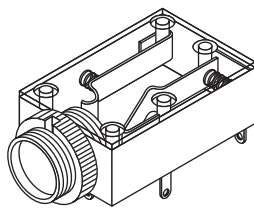
161-3507



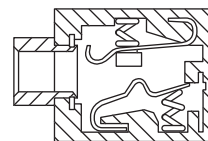
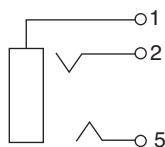
PCB Phone Jack



PCB Hole Layout (Bottom View)



Schematic



**Dimensions: mm (in.)**  
Tolerance +/- 0.3mm(0.01)

SPECIFICATIONS	
<b>Type:</b>	Stereo, PCB mount
<b>Insulation Resistance:</b>	>100MΩ
<b>Contact Resistance:</b>	<10mΩ
<b>Withstand Voltage:</b>	250VAC for 1 minute
<b>Soldering Temperature:</b>	230±5°C for 5±.5 seconds
<b>Bushing:</b>	Nickel plated brass
<b>Body:</b>	Black plastic
<b>Contact:</b>	Silver plated phosphor bronze
<b>Hardware Included:</b>	Knurled nut
<b>Mounting Holes:</b>	.25"
	Can be water washed
	Wave solderable

Date Last Revised: 10-14-09

Available from Mouser Electronics  
1-800-346-6873  
www.mouser.com

KC-300039

161-3507