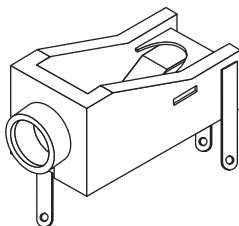


Phone Jack

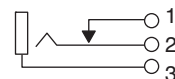
161-3412-EX



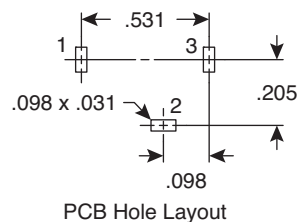
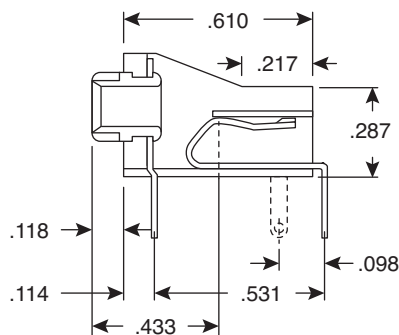
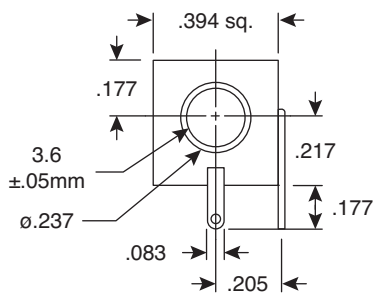
Phone Jack



161-3412-EX



Circuit Diagram



PCB Hole Layout

Dimensions: In.
Tolerance: ± 0.012 " (.3mm)
(except where noted)

SPECIFICATIONS	
Type:	3.5mm mono jack with switch
Contact resistance:	20m Ω max.
Insulation resistance:	100M Ω min. @ 250VDC
Breakdown voltage:	500VAC for 1 minute
RoHS Compliant by Exemption	

Date Last Revised: 08-19-09

Available from Mouser Electronics
1-800-346-6873 / www.mouser.com

KC-300846

161-3412-EX