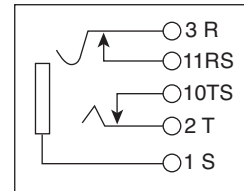
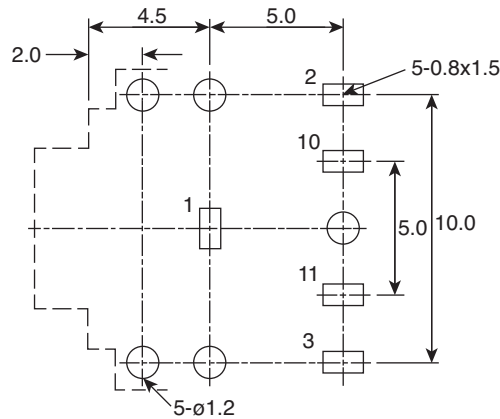
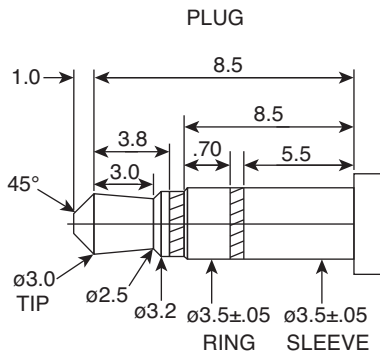
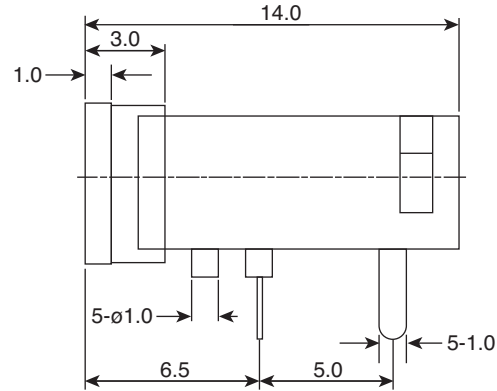
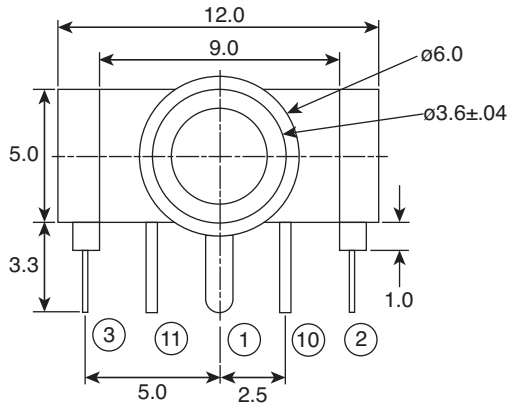


# Phone Jack

161-3645-E



Phone Jack



PCB LAYOUT ( $\pm 0.1$ )  
(BOTTOM VIEW)

Dimensions: mm

Electrical Specifications	
Voltage/Current:	DC12V, 1A
Insulation Resistance:	100M ohms @ 500VDC
Operating Temperature:	-20°C to 60°C
Contact Resistance:	30M ohms max
Dielectric Strength:	500VAC for 1 minute
Insertion Force:	0.3kg~3.0kg
Extraction Force:	0.3kg~3.0kg
Solder Temp:	260 $\pm$ 5°C
Dip Time:	5 $\pm$ 1 seconds

Material Specifications				
Sleeve	1	Copper Alloy	Tin	
Tip	1	Copper Alloy	Tin	
Ring	1	Copper Alloy	Tin	
Busing	1	Brass	Nickel	
Housing	1	PBT		Black
Tip Shunt	1	Brass	Tin	
Ring Shunt	1	Brass	Tin	
RoHS Compliant				

Date Last Revised: 5/15/09

Available from Mouser Electronics  
1-800-346-6873 / www.mouser.com

KC-301349

Specifications are subject to change without notice. No liability or warranty implied by this information. Environmental compliance based on producer documentation.

161-3645-E