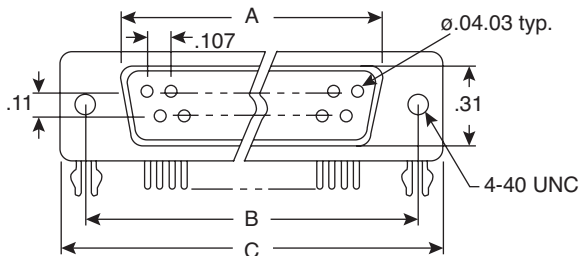
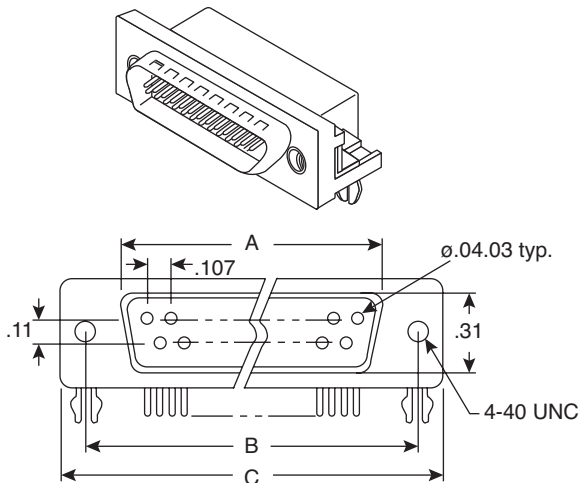


D-Sub Connectors

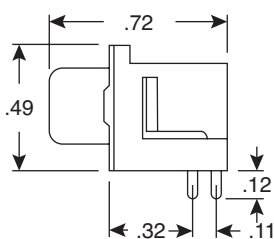
152-3509, 152-3515, 152-3525



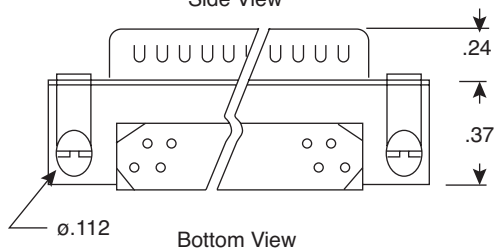
D-Sub Connectors



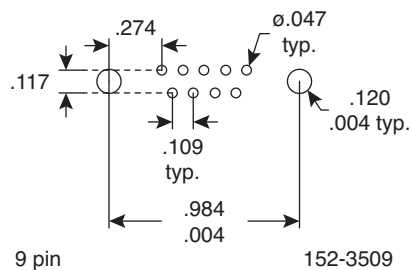
Front View



Side View

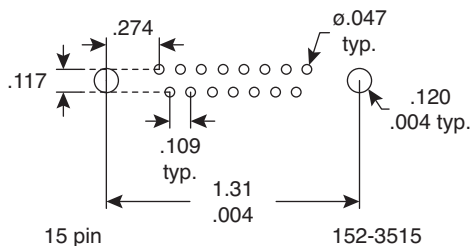


Bottom View



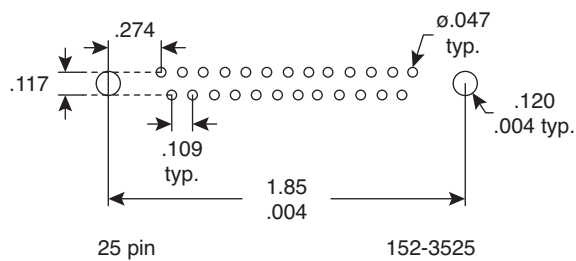
9 pin

152-3509



15 pin

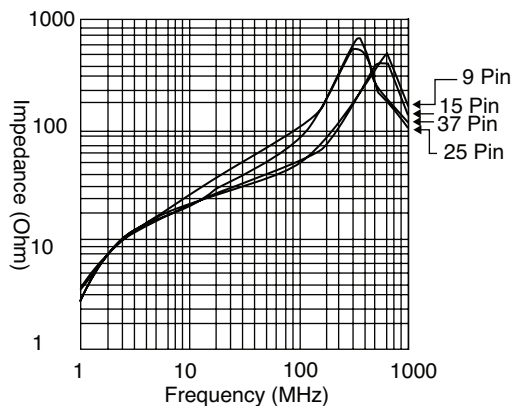
152-3515



25 pin

152-3525

PCB Hole Layouts



Coil: Y.CØ 1.0x63/m
Meter: HP-4191A

Dimensions: in.

SPECIFICATIONS

Type:	PC mount, D-Subminiature male
Contact resistance:	20mΩ max. @ DC 100mA
Insulator resistance:	5000MΩ min. @ DC 500V
Current rating:	5A
Withstand voltage:	1000VAC for 1 minute
Operating temperature:	-55°~+105°C
Contact:	brass
Housing:	PBT & 30% glass fiber
Filter:	RFI/EMI

Mouser Stock No.	No. of Pins	Dimensions In.		
		A	B	C
152-3509	9	.67	.98	1.22
152-3515	15	1.00	1.30	1.54
152-3525	25	1.50	1.80	2.00

Date Last Revised: 05/08/07

Available from Mouser Electronics
1-800-346-6873 / www.mouser.com

KC- 300666

Specifications are subject to change without notice. No liability or warranty implied by this information. Environmental compliance based on producer documentation.

152-3509, 152-3515, 152-3525