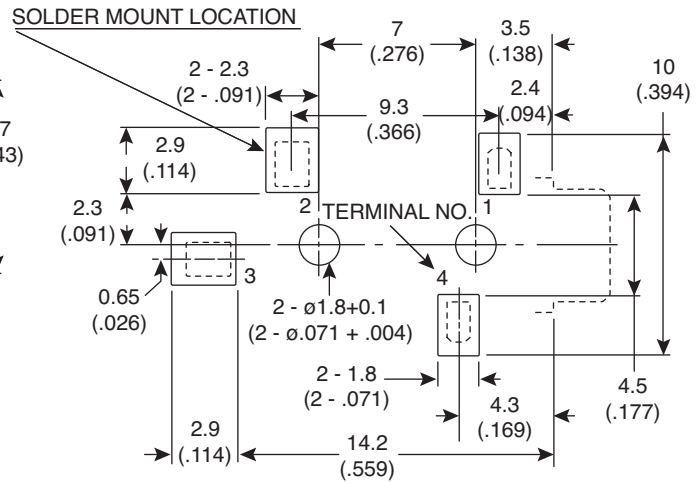
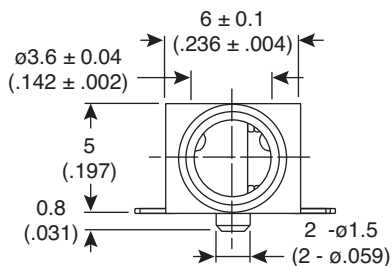
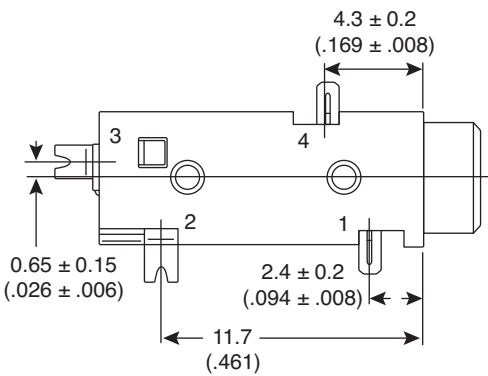
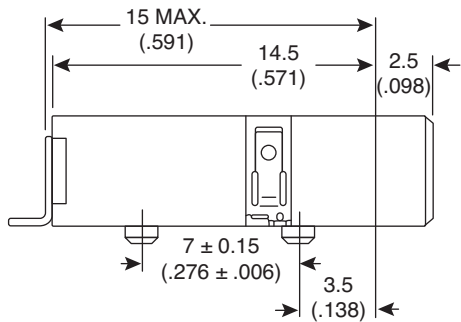
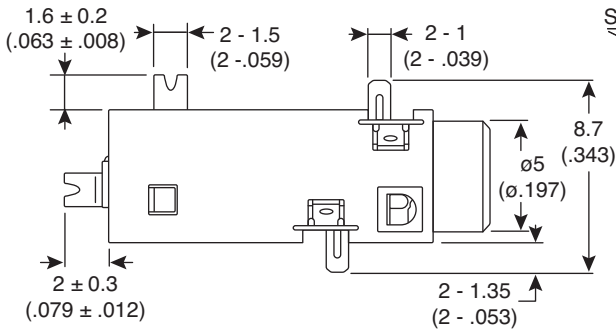


3.5mm Phone Jacks

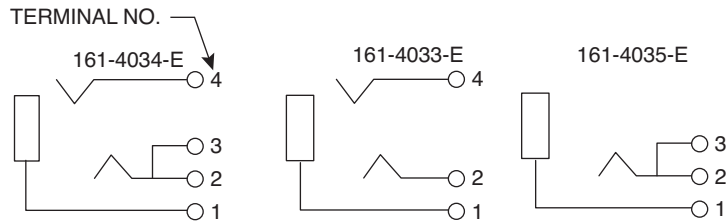
161-4033-E, 161-4034-E, 161-4035-E



3.5mm Phone Jacks



PCB HOLE & SURFACE MOUNT LAYOUT



CIRCUIT DIAGRAMS

Dimensions: mm (in.)

SPECIFICATIONS

Rating:	12VDC 1A
Insulation resistance:	not less than 100mΩ
Contact resistance:	not more than 30mΩ
Withstand voltage:	500VAC (50~60Hz) for one min
Temperature range:	70°C ~ -20°C
Solder Temperature	235°C max @ 3 sec.
Life test:	3,000 times min.
Insertion force:	0.4 ~ 3.0 kg
Extraction force:	0.4 ~ 3.0 kg
Case:	PA66/13% GF/black
RoHS Compliant	

161-4033-E, 161-4034-E, 161-4035-E

Date Last Revised: 11-17-08

Available from Mouser Electronics
1-800-346-6873 / www.mouser.com

KC- 300871

Specifications are subject to change without notice. No liability or warranty implied by this information. Environmental compliance based on producer documentation.