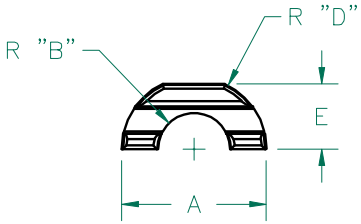

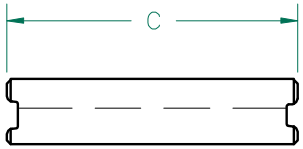

IMPEDANCE (Z)			
Frequency	25 MHz	100 MHz	300 MHz
Nominal (REF)	88 Ω	190 Ω	330 Ω
Minimum	- Ω	152 Ω	- Ω

Z vs. FREQUENCY
(REF. ONLY)

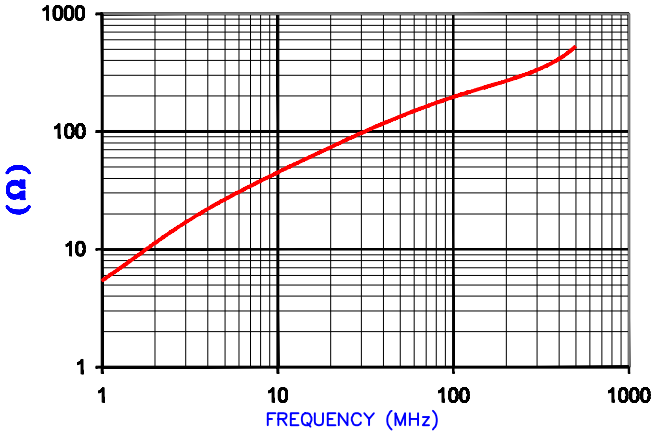

AGILENT E4991A Impedance/Material Analyzer
HP 16092A-Test Fixture REF 3399

CORE DIMENSIONS:

A	10.00 [.394]	±	0.30 [.012]
B	2.50 [.098]	±	0.20 [.008]
C	20.10 [.791]	+ 0.50 [.020] / − 0.30 [.012]	
D	5.00 [.197]	±	0.20 [.008]
E	4.50 [.177]	±	0.10 [.004]

Weight/1000 (Per Pair) 5.38 kgs [11.86 lbs.]

UNCONTROLLED DOCUMENT

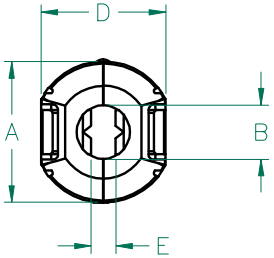

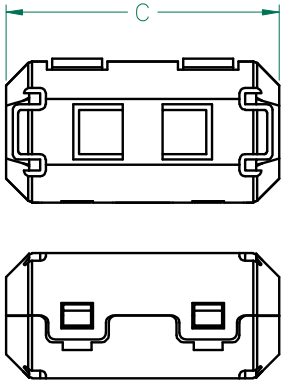

NOTES:

1. CASE FLAMMABILITY RATING: UL94 V-0
2. CASE MATERIAL: HALOGEN FREE NYLON
3. ASSEMBLED PART #: 28A2005-0A2
4. CORE PART #: 28A0394-000
5. CASE COLOR: BLACK -"0A2"

CASE DIMENSIONS:

A	13.00 [.512]	±	0.40 [.016]
B	5.00 [.197]	±	0.30 [.012]
C	25.50 [1.004]	±	0.50 [.020]
D	11.70 [.461]	±	0.40 [.016]
E	2.28 [.090]	±	REF.

DIMENSIONS ARE IN mm [INCHES].

REV	DESCRIPTION	DATE	INT
C	CHANGE DIMENSIONS C AND D	03/10/09	JRK
B	UPDATE 100 MHz MIN. Z SPEC VALUE	10/28/08	TMB
A	ORIGINAL DRAFT	09/17/08	TMB

This print is the property of Laird Tech. and is loaned in confidence subject to return upon request and with the understanding that no copies shall be made without the written consent of Laird Tech. All rights to design or invention are reserved.

Laird TECHNOLOGIES

PROJECT/PART NUMBER:	REV	PART TYPE:	DRAWN BY:
28A2005-0A2	C	FERRITE SNAP-ON	TMB
DATE: 09/17/08	SCALE: NTS	MATERIAL: NiZn Ferrite	
CAD # 28A2005-0A2-C	TOOL # –		