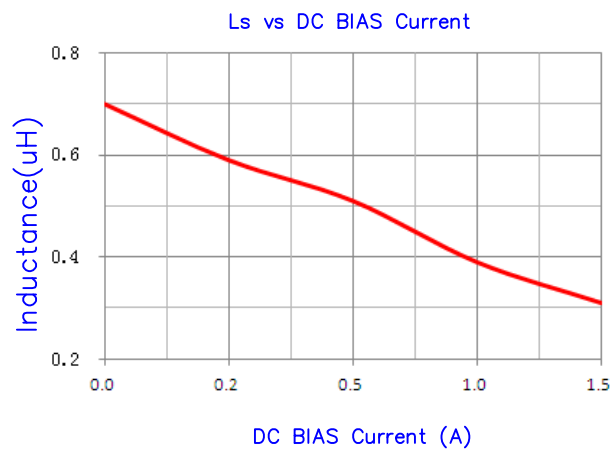
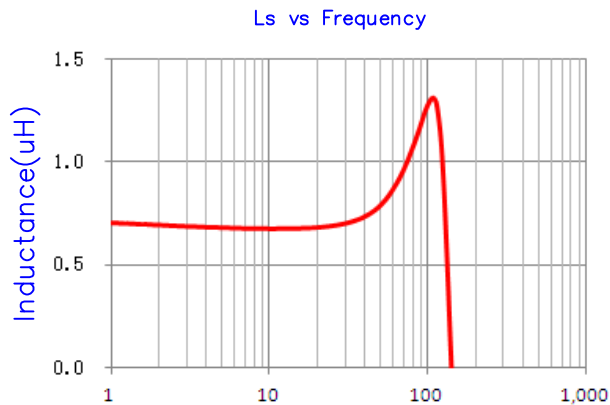
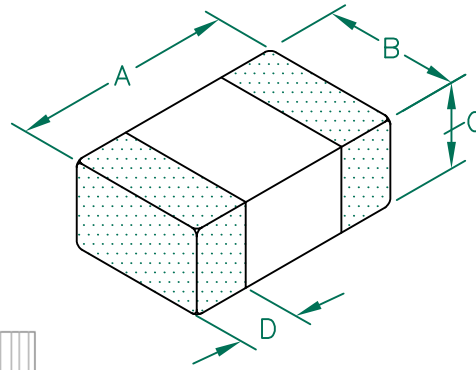


CPI0806KR68R-10

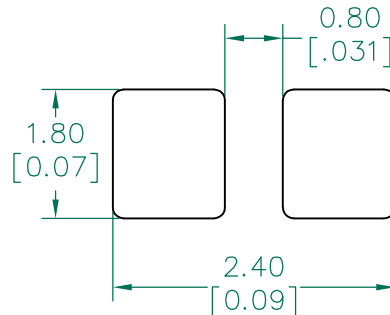
UNCONTROLLED DOCUMENT

PHYSICAL DIMENSIONS:

A	2.00 [.079]	\pm	0.15[.006]
B	1.60 [.063]	\pm	0.15[.006]
C	0.90 [.035]	\pm	0.10[.004]
D	0.50 [.020]	\pm	0.20[.008]



LAND PATTERNS FOR REFLOW SOLDERING



(For wave soldering, add 0.763 [0.030] to this dimension)



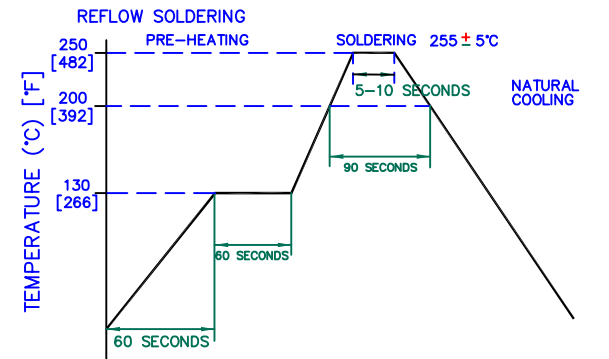
ELECTRICAL CHARACTERISTICS:

	L (μ H) @ 1MHz \pm 20%	DCR (Ω) \pm 30%	I (Max)
Nom	0.680	0.1500	
Min	0.544	0.1050	
Max	0.816	0.1950	1500mA

NOTES: UNLESS OTHERWISE SPECIFIED

1. TAPED AND REELED per CURRENT EIA SPECIFICATIONS 7" REELS, 3000 PCS/REEL, EMBOSSED PLASTIC TAPE.
2. TERMINATION FINISH IS 100% MATTE Sn OVER Ni.
3. COMPONENTS SHOULD BE ADEQUATELY PREHEATED BEFORE SOLDERING.
4. I (MAX.) IS BASED ON THE MAXIMUM SUSTAINED CURRENT APPLIED WHILE MAINTAINING A MAXIMUM TEMPERATURE RISE OF 40°C OVER AMBIENT.
5. OPERATION TEMPERATURE TEMP: -55°C~+125°C (INCLUDING SELF-HEATING)

RECOMMENDED SOLDERING CONDITIONS



DIMENSIONS ARE IN mm [INCHES].				This print is the property of Laird Tech. and is loaned in confidence subject to return upon request and with the understanding that no copies shall be made without the written consent of Laird Tech. All rights to design or invention are reserved.			
				Laird			
PROJECT/PART NUMBER:				REV:	PART TYPE:	DRAWN BY:	
CPI0806KR68R-10				B	CO-FIRE	QU	
DATE:				SCALE:		SHEET:	
03/01/11				NTS		2 of 2	
REV	DESCRIPTION	DATE	INT	CAD #	TOOL #	CPI0806KR68R-10-B	
B	UPDATE LAIRD LOGO AND NOTES 5	08/05/13	QU				
A	ORIGINAL DRAFT	03/01/11	QU				