

CUSTOMER MOUSER ELECTRONICS  
客户名称 \_\_\_\_\_

PART NO. TEA222M1HBK1840P  
客户料号 \_\_\_\_\_

**SAMPLE ELECTROLYTIC CAPACITORS  
SPECIFICATION FOR APPROVAL  
样品规格承认书**

DESCRIPTION ALUMINUM ELECTROLYTIC CAPACITORS  
零件名称 \_\_\_\_\_

LELON SERIES TEA12-M 18\*40 2200/50  
立隆系列 \_\_\_\_\_

LELON PART NO. TEA-222M1HB-1840P  
立隆料号 \_\_\_\_\_



**立隆电子 (惠州) 有限公司  
LELON ELECTRONICS (HUIZHOU) CO., LTD.**

TAI YANG INDUSTRIAL ZONE, HUI-DONG HUI-ZHOU CITY,  
GUANGDONG, CHINA.

TEL : 86-752-8768222

FAX : 86-752-8768199

\*:对此部分,禁止使用“ROHS-电子电器  
设备中禁用有毒物质指令”中所列物质作  
为材料。

Approved	Checked	Designed
林水渊	王國權	黃華英

**贵公司承认印**

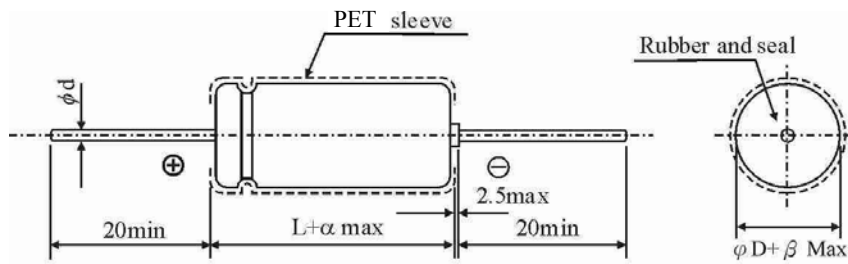
Approval Signatures

承认后请寄回本书一份  
Please Return One Copy With Your Approval

Publish Date:2010.05.26	Edition :1	Revise Date:
-------------------------	------------	--------------


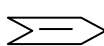
CUSTOMER: MOUSER ELECTRONICS

CUSTOMER P/N:TEA222M1HBK1840P



單位 : mm

L	40
$\phi D$	18
$\phi d$	0.8
$\alpha$	2.0
$\beta$	1.0

ITEM 項目	CHARACTERISTIC 特性						
Operating Temperature Range 使用温度范围	-40°C ~ +85°C						
Capacitance Tolerance 静电容量容许差	$\pm 20\%$ ( 120Hz, 20°C )						
Capacitance 规格容量	2200 $\mu$ F						
Rated Voltage 定格电压	50VDC						
Surge Voltage 突破电压	63VDC						
Leakage Current ( at 20°C ) 漏电流	$I \leq 2200\mu A$ After 2 minutes						
Dissipation Factor ( Tan $\delta$ ) 散逸因素	$\leq 12\%$ ( 120Hz, 20°C )						
Ripple Current ( rms120Hz ) 纹波电流	1775mA 85°C						
Load Life 负荷特性 After 2000 hours application of rated voltage at 85°C capacitors meet the characteristics requirements listed at right. 在额定电压85°C条件下,经过2000小时后,电容特性要求如右表	<table border="1"> <tr> <td>Leakage Current 漏电流</td> <td>Initial specified value or less 等于或小于规格值</td> </tr> <tr> <td>Capacitance Change 容量变化</td> <td>Within <math>\pm 20\%</math> of initial value 在初始值<math>\pm 20\%</math>以内</td> </tr> <tr> <td>Dissipation Factor 散逸因素</td> <td>Less than 200% of specified value 小于规格值200%</td> </tr> </table>	Leakage Current 漏电流	Initial specified value or less 等于或小于规格值	Capacitance Change 容量变化	Within $\pm 20\%$ of initial value 在初始值 $\pm 20\%$ 以内	Dissipation Factor 散逸因素	Less than 200% of specified value 小于规格值200%
Leakage Current 漏电流	Initial specified value or less 等于或小于规格值						
Capacitance Change 容量变化	Within $\pm 20\%$ of initial value 在初始值 $\pm 20\%$ 以内						
Dissipation Factor 散逸因素	Less than 200% of specified value 小于规格值200%						
Shelf Life 放置特性	After leaving capacitors under no load at 85°C for 1000 hours and applying voltage they meet the specified value for load life characteristics listed above 将电容器放置于无电压负荷85°C状况下,经过1000小时后,再加电压于电容器,其所测值应与有负荷时测试判定标准相同。(同上表)						
Marking 标示	2200uF50V   TEA85°C H018(M) 藍色 (T05#)						
Standards 检验标准	Satisfies Characteristic W of JIS C 5101-4 4.1						