

SIDACtor[®]
Solid State Overvoltage Protection

**DO-214AA
SLIC Protector
Data Sheet**

Product Description

Teccor's SLIC protectors are unidirectional solid state protection devices constructed with a SIDACtor[®] transient voltage suppressor (TVS) and integrated diode.

Used to protect SLIC IC's from being damaged during transient voltage activity, Teccor's SLIC protectors help line cards meet various regulatory requirements including: GR 1089, ITU K.20, K.21, & K.45, UL & IEC 60950, and FCC Part 68.

Electrical Parameters

Part Number*	V _{DRM} Volts	V _S Volts	V _T Volts	V _F Volts	I _{DRM} μAmps	I _S mAmps	I _T Amps	I _H mAmps	C _O pF
P0641S_	58	77	5	5	5	800	1	120	70
P0721S_	65	88	5	5	5	800	1	120	70
P0901S_	75	98	5	5	5	800	1	120	70
P1101S_	95	130	5	5	5	800	1	120	70

* For individual "SA", "SB" and "SC" surge ratings, see table below.

Notes:

- All measurements are made at an ambient temperature of 25°C. I_{PP} applies to -40°C through +85°C temperature range.
- I_{PP} is a repetitive surge rating and is guaranteed for the life of the product.
- V_{DRM} is measured at I_{DRM}.
- V_S and V_F are measured at 100V/μs.
- Special voltage (V_S & V_{DRM}) and holding current (I_H) requirements are available upon request.
- Off-state capacitance is measured at 1MHz with a 2 volt bias and is a typical value for "SA" product. "SC" capacitance is approximately 2x the listed value.
- Parallel capacitive loads may affect electrical parameters.

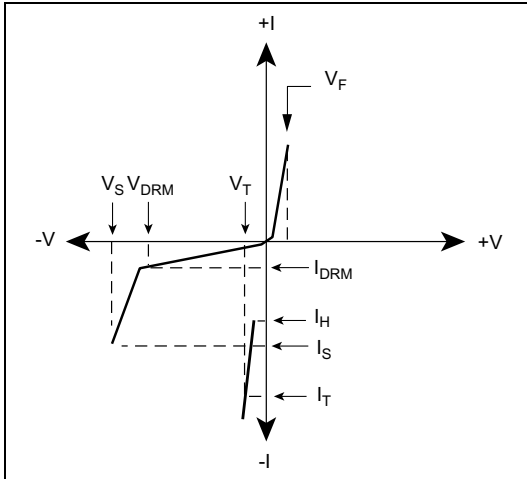
Surge Ratings (Preliminary Data)

Series	I _{PP} 2x10μs Amps	I _{PP} 8x20μs Amps	I _{PP} 10x160μs Amps	I _{PP} 10x560μs Amps	I _{PP} 10x1000μs Amps	I _{TSM} 60Hz Amps	di/dt Amps/μs
A	200	150	100	60	50	20	500
B	250	250	150	100	80	30	500
C	500	400	200	120	100	50	500

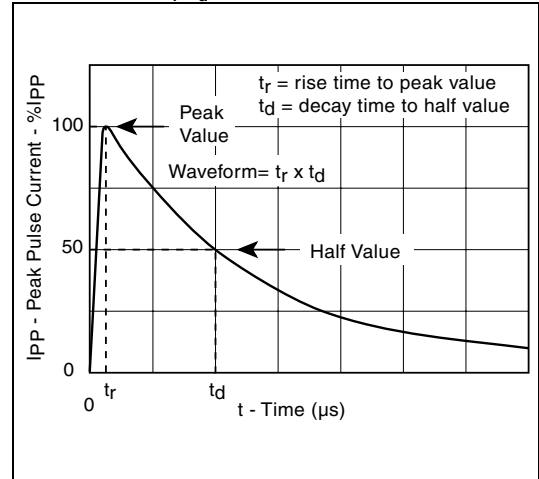
Thermal Considerations

Package	Symbol	Parameter	Value	Unit
DO-214AA	T _j	Operating Junction Temperature Range	-40 to +150	°C
	T _s	Storage Temperature Range	-65 to +150	°C
	T _c	Maximum Case Temperature	+115	°C
	R _{θjc}	Thermal Resistance: junction to case	+23	°C/W
	R _{θja}	Thermal Resistance: junction to ambient	+90	°C/W

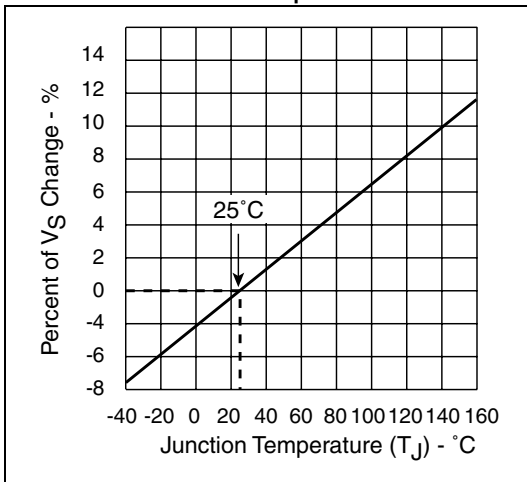
V-I Characteristics



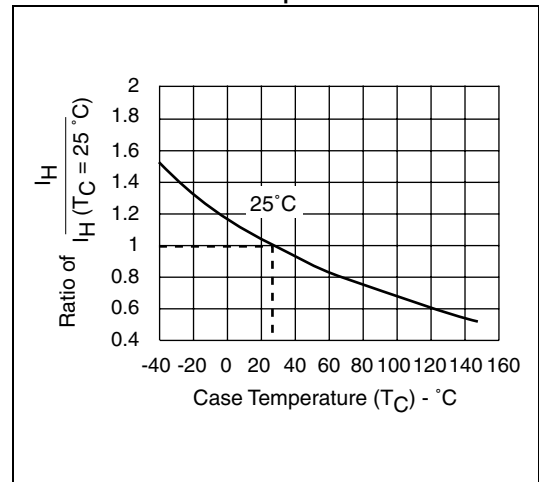
t_r, t_d Pulse Wave-form



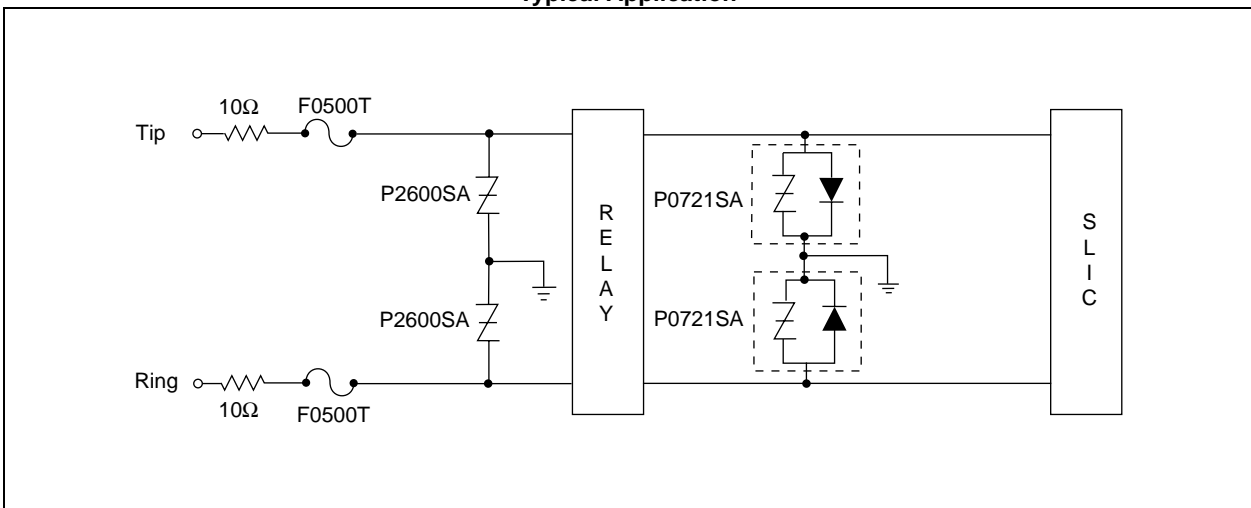
Normalized V_S Change vs. Junction Temperature



Normalized DC Holding Current vs. Case Temperature

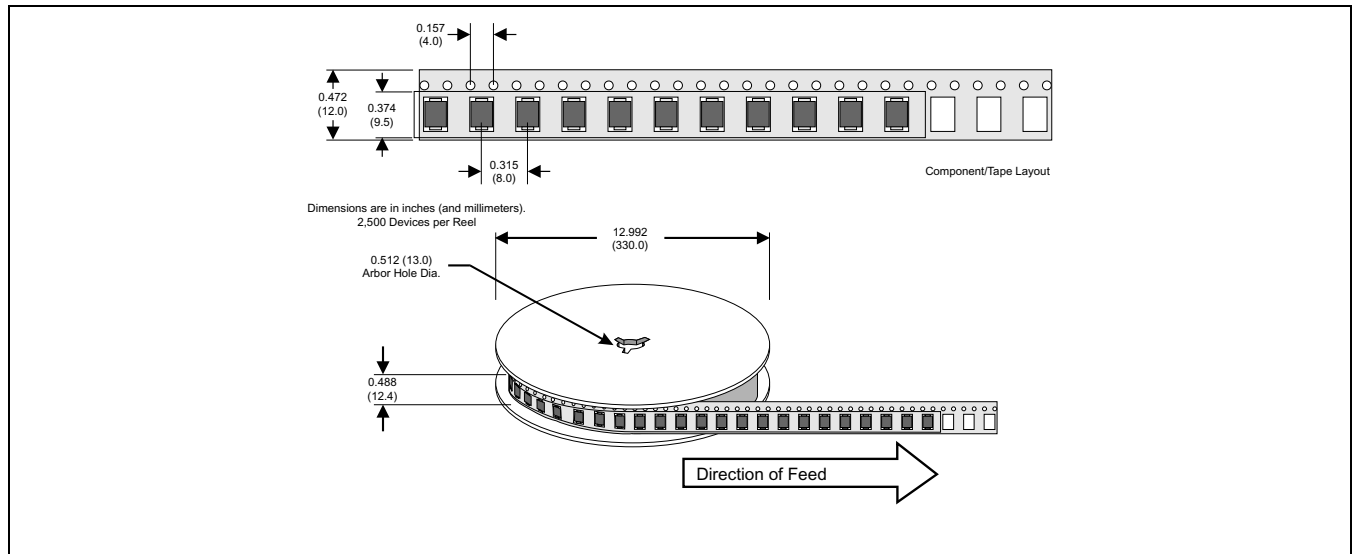


Typical Application

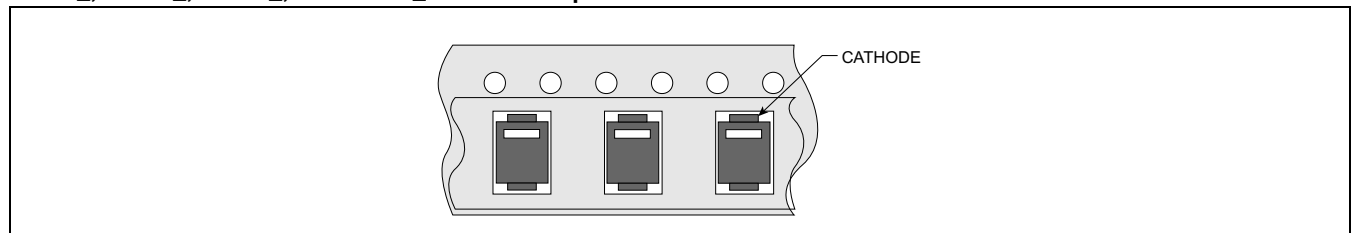


DO-214 Tape and Reel

Tape and reel meets all specifications as set forth in EIA-481-1.
Standard reel pack quantity is 2500.



P0641_, P0721_, P0901_, and P1101_ DO-214 component orientation



TECCOR ELECTRONICS

1800 Hurd Drive
Irving, Texas 75038-4385
United States of America

Phone: +1 972-580-7777
Fax: +1 972-550-1309

Web site: <http://www.teccor.com>
E-mail: sidactor.techsales@teccor.com
Please contact the factory for further information.

Data Sheet: SLIC Protector - 050101

Teccor Electronics is the proprietor of the trademarks
SIDACTor®, BattraX®, and TeleLink®.

Teccor Electronics SIDACTor® TVS product is covered
by these and other U.S. Patents: 4,685,120 - 4,827,497
- 4,905,119 - 5,479,031 - 5,516,705

An Invensys company