

FLNR_ID/FLSR_ID Indicator® Class RK5 Fuses

250/600 VAC • Dual-Element, Time Delay • 1/10 – 600 Amperes



Littelfuse FLNR_ID/FLSR_ID Indicator fuses provide blown fuse indication at a glance. The patented state-of-the-art solid state design provides maximum reliability and superior performance characteristics in a true dual-element design. The use of Indicator fuses reduces downtime and nuisance openings, increases safety, and can save thousands of dollars in lost production time.

Applications

- Service entrance switches
- Switchboard main and feeder switches
- Motor control center mains and motor branch circuits
- Individual fused combination motor controllers
- Distribution panelboards
- Industrial control panels
- Protection of fully rated panelboards and loadcenters
- All general purpose circuits

Features/Benefits

- Reduce Downtime — A glance at the indicating window of a FLNR_ID or FLSR_ID Indicator fuse pinpoints open fuses. If the indicating strip is black, the fuse has opened. It's that simple.
- Reduce Nuisance Opening — FLNR_ID and FLSR_ID Indicator fuses have superior time-delay and cycling characteristics which can lengthen fuse life and decrease needless opening.
- Reduce Fuse Inventory — Because FLNR_ID and FLSR_ID Indicator fuses have superior performance characteristics, they can be used on a variety of applications, thus decreasing fuse inventory.
- Reduce Equipment Damage — FLNR_ID and FLSR_ID Indicator fuses have superior overload and short-circuit protection which can reduce equipment damage.
- Reduce Accidents — The FLNR_ID and FLSR_ID Indicator fuses improve safety by minimizing exposure to live circuits. Unlike other forms of blown fuse indication, it doesn't matter if the power is on or off. No second guessing whether a light means a fuse is good or bad, and no current going across a blown fuse to power a lighted accessory.

Specifications

- Voltage Ratings:** AC: 250 Volts (FLNR_ID);
600 Volts (FLSR_ID)
DC: 125 Volts (FLNR 1/10 – 30A);
125 Volts (FLNR_ID 35 – 600A);
300 Volts (FLSR_ID)
- Interrupting Ratings:** AC: 200,000 amperes rms symmetrical
300,000 amperes rms symmetrical
(Littelfuse self-certified)
DC: 20,000 amperes
- Ampere Range:** 1/10 – 600 amperes
- Approvals:** Standard 248-12, Class RK5
UL Listed (File No: E81895)
CSA Certified (File No: LR29862)
MSHA 300 Volt Listing (FLSR_ID)
QPL: Federal Specification WF-1814

Ampere Ratings

1/10**	6/10	1 1/10	4	8	30	80	225
1/8	8/10	2	4 1/2	9	35	90	250
1 5/100	1	2 1/4	5	10	40	100	300
3/10	1 1/8	2 1/2	5 5/10	12	45	110	350
1/4	1 1/4	2 3/10	6	15	50	125	400
3/10	1 1/10	3	6 1/4	17 1/2	60	150	450
1/2	1 1/2	3 1/10	7	20	70	175	500
	1 5/10	3 1/2	7 1/2	25	75*	200	600

*FLSR_ID only **FLNR only

Example part number (series & amperage): FLSR100ID

NOTE: For 1/10 – 30 ampere 250 volt fuses, order non-indicating FLNR series fuses.

NOTE: All FLNR_ID fuses rated 35 – 600A are Indicator fuses.

NOTE: All FLSR_ID fuses rated 1 amp and above are Indicator fuses.

Recommended Fuse Blocks

LR250 series (for FLNR_ID series fuses)

LR600 series (for FLSR_ID series fuses)

Refer to Blocks & Holders section of this catalog for additional information.

FLNR_ID/FLSR_ID Indicator® Class RK5 Fuses

250/600 VAC • Dual-Element, Time Delay • 1/10 – 600 Amperes

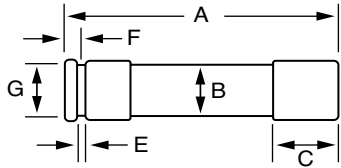


FIG. 1

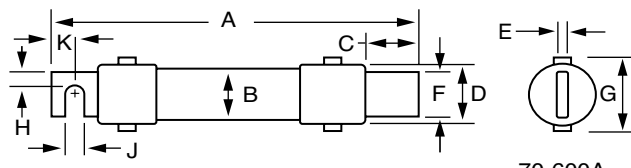
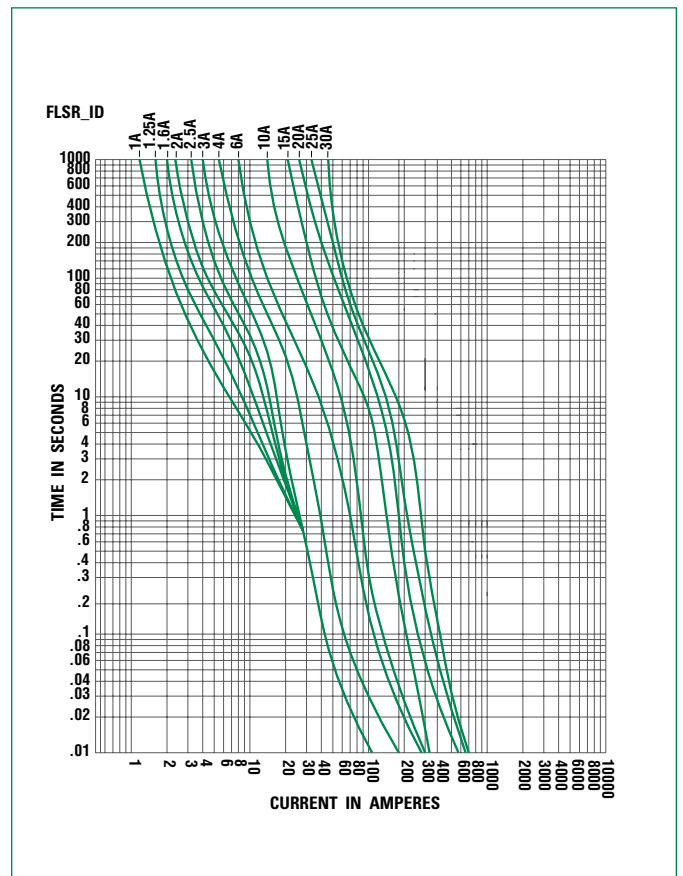
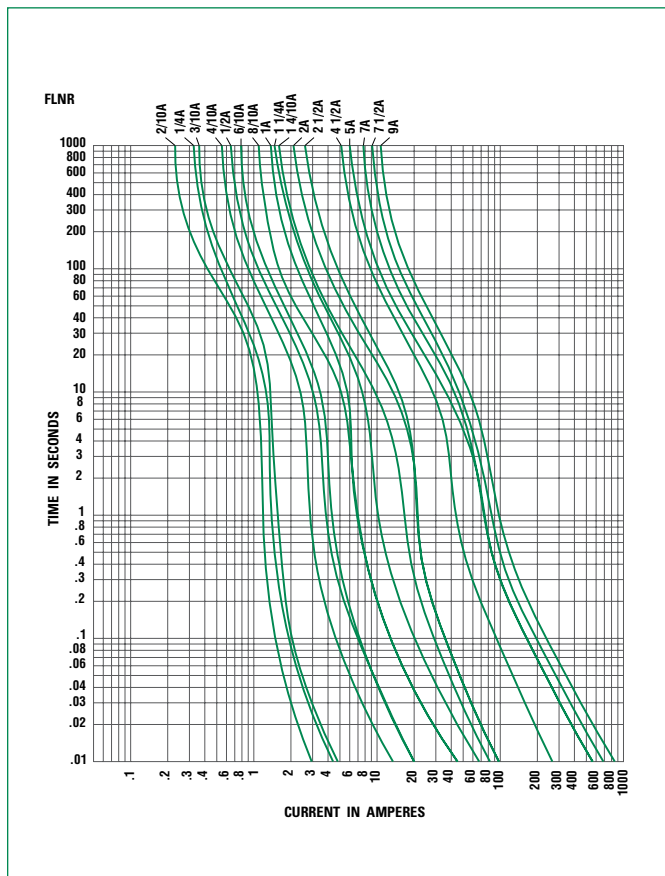


FIG. 2

70-600A

Amperes	Refer To Fig. No.	Series	Dimensions In Inches (mm in parentheses)									
			A	B	C	D	E	F	G	H	J	K
1/10 – 30	1	FLNR	2 (50.8)	1/2 (12.7)	1/2 (12.7)	9/16 (14.3)	5/64 (2.0)	5/32 (4.0)	3/8 (9.5)	—	—	—
		FLSR_ID	5 (127.0)	3/4 (19.1)	5/8 (15.9)	13/16 (20.6)	3/32 (2.4)	3/16 (4.8)	5/8 (15.9)	—	—	—
35 – 60	1	FLNR_ID	3 (76.2)	3/4 (19.1)	5/8 (15.9)	13/16 (20.6)	3/32 (2.4)	3/16 (4.8)	5/8 (15.9)	—	—	—
		FLSR_ID	5 1/2 (139.7)	1 (25.4)	5/8 (15.9)	1 1/16 (27.0)	3/32 (2.4)	1/4 (6.4)	7/8 (22.2)	—	—	—
70 – 100	2	FLNR_ID	5 7/8 (149.2)	1 (25.4)	1 1/16 (27.0)	1 1/16 (27.0)	1/8 (3.2)	3/4 (19.1)	1 1/4 (31.8)	1/4 (6.4)	9/32 (7.1)	1/2 (12.7)
		FLSR_ID	7 7/8 (200.0)	1 1/4 (31.8)	1 1/16 (27.0)	1 5/16 (33.3)	1/8 (3.2)	3/4 (19.1)	1 1/2 (38.1)	1/4 (6.4)	9/32 (7.1)	1/2 (12.7)
110 – 200	2	FLNR_ID	7 1/8 (181.0)	1 1/2 (38.1)	1 15/32 (37.3)	1 19/32 (40.5)	3/16 (4.8)	1 1/8 (28.6)	1 27/32 (46.8)	7/16 (11.1)	9/32 (7.1)	1 1/16 (17.5)
		FLSR_ID	9 5/8 (244.5)	1 3/4 (44.5)	1 15/32 (37.3)	1 27/32 (46.8)	3/16 (4.8)	1 1/8 (28.6)	2 3/32 (53.2)	7/16 (11.1)	9/32 (7.1)	1 1/16 (17.5)
225 – 400	2	FLNR_ID	8 5/8 (219.1)	2 (50.8)	1 15/16 (49.2)	2 3/32 (53.2)	1/4 (6.4)	1 5/8 (41.3)	2 11/32 (59.5)	5/8 (15.9)	13/32 (10.3)	1 5/16 (23.8)
		FLSR_ID	11 5/8 (295.3)	2 1/2 (63.5)	2 (50.8)	2 19/32 (65.9)	1/4 (6.4)	1 5/8 (41.3)	2 27/32 (72.2)	5/8 (15.9)	13/32 (10.3)	1 5/16 (23.8)
450 – 600	2	FLNR_ID	10 3/8 (263.5)	2 1/2 (63.5)	2 3/8 (60.3)	2 19/32 (65.9)	1/4 (6.4)	2 (50.8)	2 27/32 (72.2)	3/4 (19.1)	1 7/32 (13.5)	1 1/8 (28.6)
		FLSR_ID	13 3/8 (339.7)	3 (76.2)	2 13/32 (61.1)	3 3/32 (78.6)	1/4 (6.4)	2 (50.8)	3 11/32 (84.9)	3/4 (19.1)	1 7/32 (13.5)	1 1/8 (28.6)

For additional application information request Product Bulletin EL-4



FLNR_ID/FLSR_ID Indicator® Class RK5 Fuses

250/600 VAC • Dual-Element, Time Delay • 1/10 – 600 Amperes

Current-Limiting Effects of FLNR_ID (250V) fuses

Short-Circuit Current*	Apparent RMS Symmetrical Current for Various Fuse Ratings					
	30A	60A	100A	200A	400A	600A
5,000	1,400	2,100	3,100	5,000	5,000	5,000
10,000	1,550	2,500	3,900	6,500	9,500	10,000
15,000	2,000	3,150	4,400	7,250	10,500	14,000
20,000	2,250	3,400	5,000	8,250	12,000	16,000
25,000	2,400	3,750	5,250	9,000	12,500	16,500
30,000	2,550	4,100	5,600	9,500	13,500	18,000
35,000	2,650	4,300	5,800	9,750	14,000	19,000
40,000	2,800	4,400	6,250	10,250	15,000	20,000
50,000	3,000	5,000	6,500	10,500	16,000	21,000
60,000	3,200	5,250	7,000	11,500	17,000	23,000
80,000	3,400	5,750	7,500	12,500	19,000	25,500
100,000	3,850	6,000	8,000	13,500	21,000	27,500
150,000	4,100	7,000	9,000	15,200	24,000	31,500
200,000	4,300	7,500	9,750	16,500	26,000	34,000

* Prospective RMS Symmetrical Amperes Short-Circuit Current

Note: Data Derived from Peak Let-Thru Curves

Current-Limiting Effects of FLSR_ID (600V) fuses

Short-Circuit Current*	Apparent RMS Symmetrical Current for Various Fuse Ratings					
	30A	60A	100A	200A	400A	600A
5,000	1,250	2,100	3,200	5,000	5,000	5,000
10,000	1,600	2,850	4,300	7,250	10,000	10,000
15,000	1,800	3,400	5,000	8,500	13,500	15,000
20,000	2,250	3,800	5,500	9,500	15,750	19,000
25,000	2,450	4,100	5,700	10,250	17,000	21,000
30,000	2,700	4,500	6,400	10,750	18,000	23,000
35,000	2,900	4,800	6,700	11,500	19,000	24,250
40,000	3,000	5,000	7,250	12,000	19,500	27,000
50,000	3,400	5,250	7,750	13,000	21,000	29,000
60,000	3,600	5,750	8,100	14,000	22,000	30,500
80,000	3,900	6,250	9,000	15,000	24,000	33,000
100,000	4,300	6,750	9,750	16,500	26,000	35,000
150,000	4,500	7,600	11,100	19,000	28,000	38,000
200,000	4,600	8,400	12,250	21,500	30,000	40,000

* Prospective RMS Symmetrical Amperes Short-Circuit Current

Note: Data Derived from Peak Let-Thru Curves

FLNR_ID/FLSR_ID Indicator® Class RK5 Fuses

250/600 VAC • Dual-Element, Time Delay • 1/10 – 600 Amperes

General Purpose Fuses

