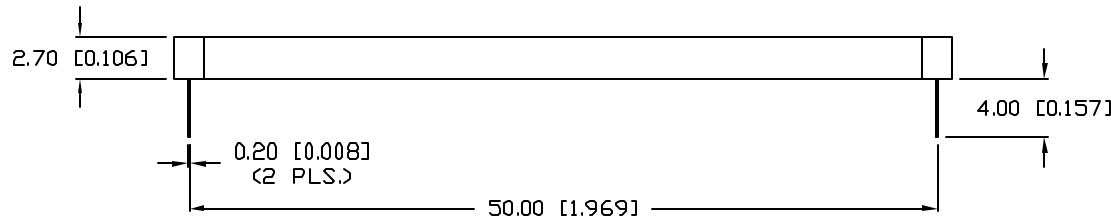
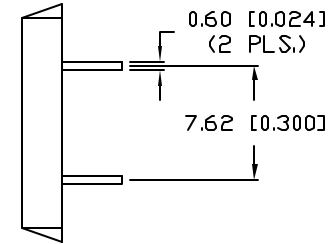
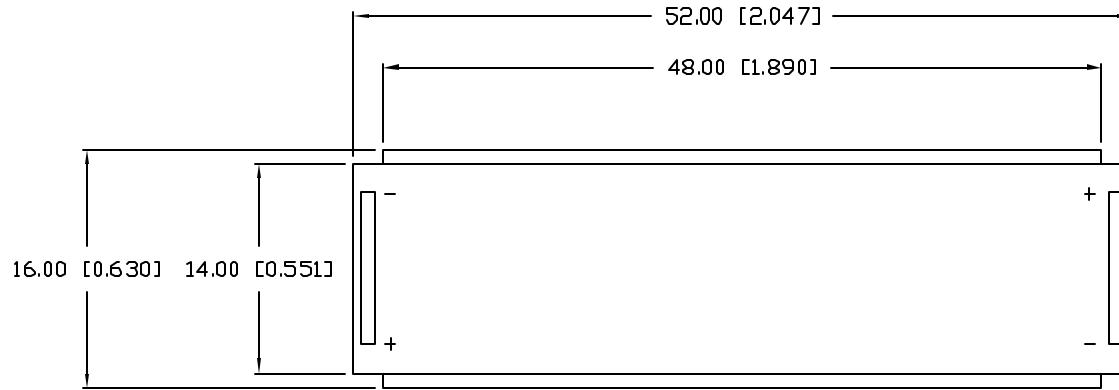


UNCONTROLLED DOCUMENT

PART NUMBER  
SSB-DL5216GC

REV.  
A

REV.	E.C.N. NUMBER AND REVISION COMMENTS	DATE
A	E.C.N. #11148.	5.14.07



NOTES:

1. SSB-LX02GC, GREEN LEDS. (2 PCS.)
2. SSH-DL5216W ARCRYLIK REFLECTOR.

ELECTRO-OPTICAL CHARACTERISTICS $T_A=25^{\circ}\text{C}$ PER MODULE $I_f=20\text{ mA}$					
PARAMETER	MIN	TYP	MAX	UNITS	TEST COND
PEAK WAVELENGTH		565 (GREEN)		nm	
FORWARD VOLTAGE		4.2	4.6	$V_f$	
REVERSE VOLTAGE	10			$V_r$	$V_r=100\mu\text{A}$
LUMINOUS INTENSITY		24		$\text{cd}/\text{m}^2$	$I_f=20\text{ mA}$
EMITTED COLOR:	GREEN				
REFLECTOR FINISH:	CLEAR WHITE				

LIMITS OF SAFE OPERATION AT 25°C PER LED		
PARAMETER	MAX	UNITS
PEAK FORWARD CURRENT*	150	mA
STEADY CURRENT	25	mA
POWER DISSIPATION	156	W
DERATE FROM 25°C	-1.2	$\text{mW}/^{\circ}\text{C}$
OPERATING TEMP.	-20 TO +70	$^{\circ}\text{C}$
STORAGE TEMP.	-30 TO +80	$^{\circ}\text{C}$
SOLDERING TEMP.	+240	$^{\circ}\text{C}$
2.0mm FROM BODY	3 SEC. MAX	

\*  $t < 10\mu\text{s}$



UNCONTROLLED DOCUMENT

\*UNLESS OTHERWISE SPECIFIED TOLERANCES PER DECIMAL PRECISION ARE: X=±1 (±0.039), XX=±0.5 (±0.020), XXX=±0.25 (±0.010), XXXX=±0.127 (±0.005). LEAD SIZE=±0.05 (±0.002), LEAD LENGTH=±0.75 (±0.030). MIN= <sup>+0.00</sup>/<sub>-0.00</sub> DECIMAL PRECISION MAX= <sup>+0.00</sup>/<sub>-0.00</sub> DECIMAL PRECISION

REV. A	PART NUMBER SSB-DL5216GC	CONFIDENTIAL INFORMATION THE INFORMATION CONTAINED IN THIS DOCUMENT IS THE PROPERTY OF LUMEX INC. EXCEPT AS SPECIFICALLY AUTHORIZED IN WRITING BY LUMEX INC, THE HOLDER OF THIS DOCUMENT SHALL KEEP ALL INFORMATION CONTAINED HEREIN CONFIDENTIAL AND SHALL PROTECT SAME IN WHOLE OR IN PART FROM DISCLOSURE AND DISSEMINATION TO ALL THIRD PARTIES.	<b>LUMEX</b> INC.	290 E. HELEN ROAD PALATINE, IL 60067-6976 PHONE: +1.847.359.2790 US WEB: www.lumex.com TW WEB: www.lumex.com.tw
52mm x 16mm LCD BACKLIGHT, DUAL SIDED, GREEN CHIPS, MILKY WHITE DIFFUSED EPOXY.		RELIABILITY NOTE OUR MANY YEARS OF EXPERIENCE DATA ACCUMULATION INDICATE THAT SOLDER HEAT IS A MAJOR CAUSE OF EARLY AND FUTURE FAILURE. PLEASE PAY ATTENTION TO YOUR SOLDERING PROCESS.	DRAWN BY: JC	CHECKED BY: APPROVED BY: DATE: 3.17.00 PAGE: 1 OF 1 SCALE: N/A