


Planar Inductors for the PQ20,26,32 Sizes 0.4-6.0μH, 80A max



Contact Information:

Standex-Meder Electronics
World Headquarters
4538 Camberwell Road
Cincinnati, OH 45209 USA

Standex Americas (OH)
+1.866.STANDEX
(+1.866.782.6339)
info@standexelectronics.com

Meder Americas (MA)
+1.800.870.5385
salesusa@standexmeder.com

Standex-Meder Asia (Shanghai)
+86.21.37820625
salesasia@standexmeder.com

Standex-Meder Europe (Germany)
+49.7731.8399.0
info@standexmeder.com

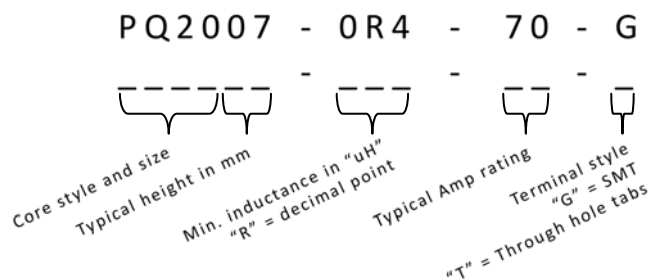
- Planar magnetics have a better power density and performance compared to equivalent wire wound transformer designs.
- Standex-Meder has multiple manufacturing facilities around the world including TS16949 and AS9100 certified and ITAR registered sites.
- Standex-Meder specializes in customizing designs to specific customer needs for a wide power range. Please contact us to provide the optimal solution for your application.
- Applications include but are not limited to: switching power supplies, DC/DC converters in distributed power systems, FIGA and low-profile high-current, high current POL converters, feedback control, overload sensing, load drop and shut down detection
- Markets include Electronics, Telecommunications, Medical, Aerospace, Industrial, Automotive, Appliance and many others

Standard PN Datasheet

Catalog Part Number	Core Style	Height (mm)	Nom. Amps	Inductance (μH)	DCR (mΩ) Nom.	Isat (A) typ	
						10% drop	20% drop
PQ2007-0R4-70-G or T	PQ20	7	70	0.4	0.7	71	83
PQ2006-1R0-30-G or T	PQ20	6	30	1.0	1.0	35	39
PQ2007-2R2-25-G or T	PQ20	7	25	2.2	3.5	29	32
PQ2007-4R4-15-G or T	PQ20	7	15	4.4	3.6	16	18
PQ2613-1R0-80-G or T	PQ26	13	80	1.0	1.2	110	120
PQ3213-0R9-70-G or T	PQ32	13	70	0.9	1.0	100	110
PQ3218-3R3-70-G or T	PQ32	18	70	3.3	1.1	74	80
PQ3218-6R0-50-G or T	PQ32	18	50	6.0	1.5	51	57

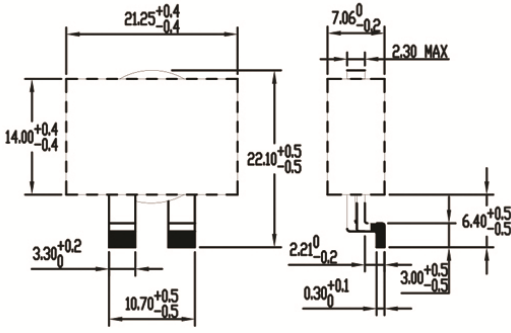
Notes: All Electrical Values at 25°C | Pri: Sec'y: Core Isolation 300 Vrms | Maximum Non-Operating Temperatures : -55°C to +180°C | Maximum Operating Rated Temperatures: -30°C to +125°C

Example

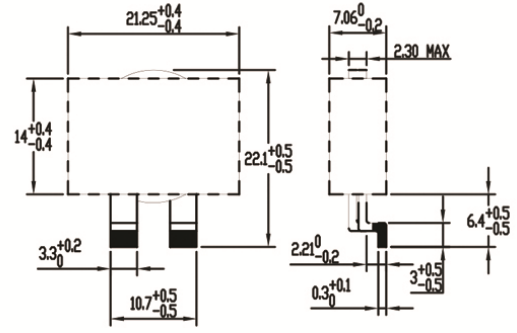


Mechanical Dimensions – Planar Inductors for the PQ20,26,32 Sizes | 0.4-6.0μH, 80A max

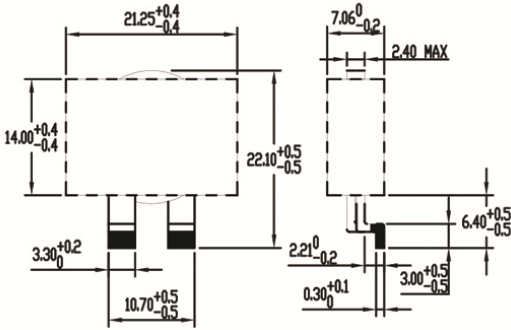
PQ2007-0R4-70-G | 0.4 μH



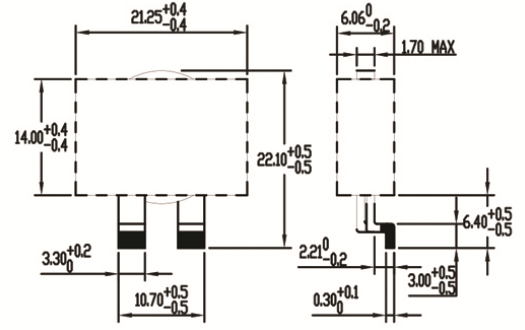
PQ2007-2R2-25-G | 2.2 μH



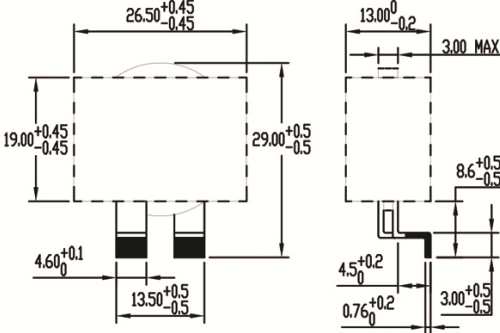
PQ2007-4R4-15-G | 4.4 μH



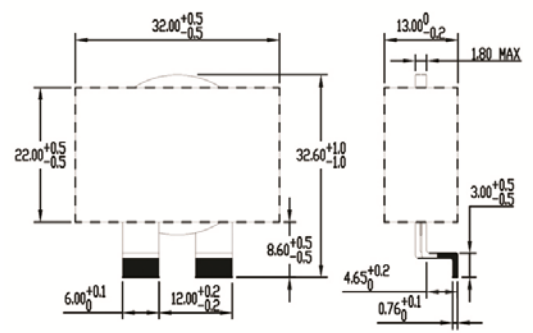
PQ2006-1R0-30-G | 1.0 μH



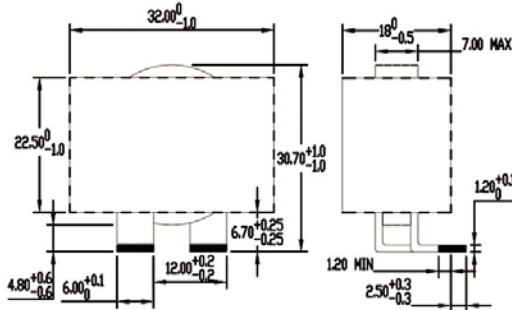
PQ2613-1R0-80-G | 1.0 μH



PQ3213-0R9-70-G | 0.9 μH



PQ3218-3R3-70-T | 3.3 μH



PQ3218-6R0-50-T | 6.0 μH

