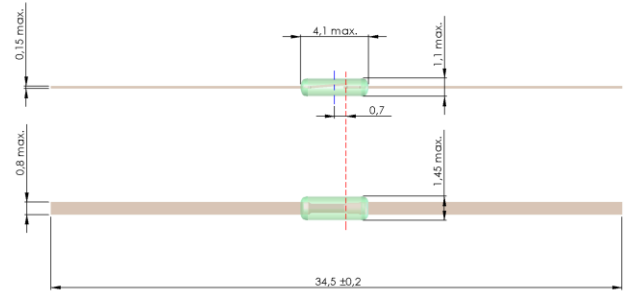


KSK-1A04 Reed Switches



- Features: World’s Smallest Reed Switch with Flat Leads
- Applications: Pacemaker, In-ear-device, Remote Control, Camera-Pill & Others
- Markets: Medical, Test & Measurement & Others

Part Description: **K S K - 1 A 0 4 - x x x x**



Contact QTY	Contact Form	Switch Model	Pull-In Excitation (AT-Range)
1	A (SPST-NO)	04	05 – 30

Contact Data		Unit
Rated Power (max.) Any DC combination of V&A not to exceed their individual max.'s	3 / 1*	W
Switching Voltage (max.) DC or peak AC	30	V
Switching Current (max.) DC or peak AC	0.3 / 0.1*	A
Carry Current (max.) DC or peak AC	0.5 / 0.3*	A
Contact Resistance (max.) @ 0.5V & 10mA	200 / 250*	mOhm
Breakdown Voltage (min.) DC or peak AC	100	V
Operating Time (max.) Incl. Bounce; Measured with 40% Overdrive	0.2 / 0.25*	ms
Release Time (max.) Measured with no Coil Excitation	0.15	ms
Test Coil	KMS-02	
Insulation Resistance (min.) RH < 45%, 100 V Test Voltage	10	GOhm
Capacitance (typ.) @ 10kHz across open Switch	0,1	pF
* @ AT-Range 05 - 10		

Series Datasheet – KSK-1A04 Reed Switches

www.standexmeder.com

Dimensions (mm)	
Overall Length (max.)	34.5
Glass Length (max.)	4.1
Glass Dia (max.)	1.45
Lead Dia. (max.)	0.8 / 0.15

Environmental Data		Unit
Shock Resistance (max.) 1/2 sine wave duration 11ms	15	g
Vibration Resistance (max.)	10	g
Operating Temperature	-40 to 130	°C
Storage Temperature	-55 to 130	°C
Soldering Temperature (max.) 5 sec. max.	260	°C

KSK-1A04 Reed Switch

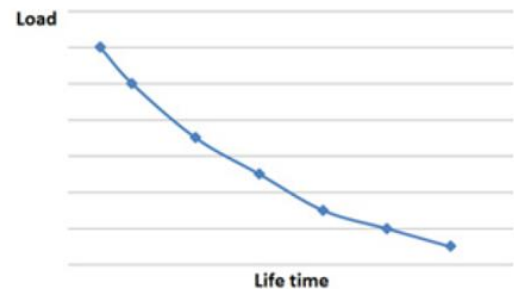


Handling & Assembly Instructions


- Use proper lead clamping or heat sinking techniques to prevent mechanical and/or heat stress to the glass seal during bending, cutting, soldering, and welding
- Mechanical shock as the result of dropping the reed switch typically from a distance of greater than 12" may change it's magnetic sensitivity and/or destroy the switch
- Any form of modification to the switch leads will alter it's magnetic sensitivity
- Series resistor recommended for >5m cable length

Life Test Data

*Load increase reduces life expectancy of Reed Switches



Glossary Contact Form

Form A	NO = Normally Open Contacts SPST = Single Pole Single Throw	
Form B	NC = Normally Closed Contacts SPST = Single Pole Single Throw	
Form C	Changeover SPDT = Single Pole Double Throw	

