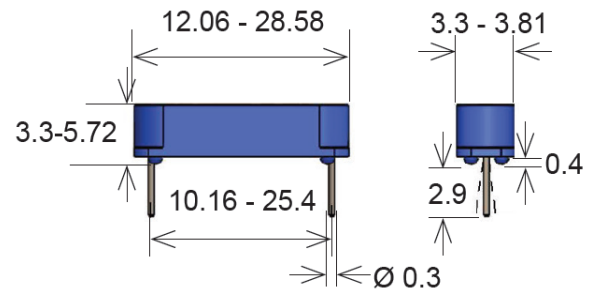


# MK06 Series Reed Sensors



- Features: High Power Switches, Various Case Sizes and Operate Sensitivities Available
- Applications: On/Off Control Switch, Position Detection, Switching Element & Others
- Markets: Appliance, Telecommunication, Security, Medical, Industry & Others

Part Description: **MK 06 - 0 - X**

| Size              | Magnetic Sensitivity |
|-------------------|----------------------|
| 4, 5, 6, 7, 8, 10 | B, C, D, E, H, I, K  |

| Customer Options   | Switch Model     |                 |                 | Unit |
|--|------------------|-----------------|-----------------|------|
|  | 66               | 87              | 90              |      |
| <b>Contact Data</b>  | 66               | 87              | 90              |      |
| <b>Rated Power (max.)</b><br>Any DC combination of V&A not to exceed their individual max.'s | 10               | 10              | 10              | W    |
| <b>Switching Voltage (max.)</b><br>DC or peak AC   | 200              | 200             | 175             | V    |
| <b>Switching Current (max.)</b><br>DC or peak AC   | 0.5              | 0.4             | 0.5             | A    |
| <b>Carry Current (max.)</b><br>DC or peak AC   | 1.0              | 0.5             | 1.0             | A    |
| <b>Contact Resistance (max.)</b><br>@ 0.5V & 50mA  | 150              | 150             | 150             | mOhm |
| <b>Breakdown Voltage (min.)</b><br>According to EN60255-5                                    | 0.25             | 0.23            | 0.2             | kVDC |
| <b>Operating Time (max.)</b><br>Incl. Bounce; Measured with w/ Nominal Voltage               | 0.7              | 0.6             | 0.7             | ms   |
| <b>Release Time (max.)</b><br>Measured with no Coil Excitation                               | 0.05             | 0.05            | 1.5             | ms   |
| <b>Insulation Resistance (typ.)</b><br>Rh<45%, 100V Test Voltage                             | 10 <sup>10</sup> | 10 <sup>9</sup> | 10 <sup>9</sup> | Ohm  |
| <b>Capacitance (typ.)</b><br>@ 10kHz across open Switch                                      | 0.3              | 0.2             | 1.5             | pF   |

Series Datasheet – MK06 Reed Sensors

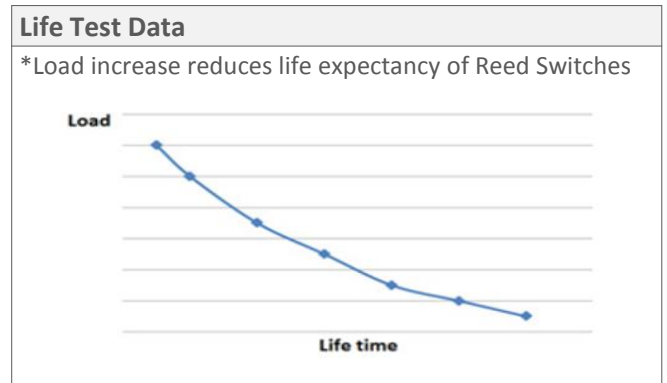

www.standexmeder.com

| Housing and Lead Specifications |                            |
|---------------------------------|----------------------------|
| Housing Material                | PBT Glass Fibre Reinforced |
| Case Color                      | Blue                       |
| Sealing Compound                | Epoxy Resin                |
| Lead Design                     | THT                        |

| Environmental Data                                     |           | Unit |
|--|-----------|------|
| Shock Resistance (max.)<br>1/2 sine wave duration 11ms | 30        | g    |
| Vibration Resistance (max.)                            | 20        | g    |
| Operating Temperature                                  | -20 to 85 | °C   |
| Storage Temperature                                    | -35 to 85 | °C   |
| Soldering Temperature (max.)<br>5 sec. max.            | 260       | °C   |

| Handling & Assembly Instructions |   |
|----------------------------------|---|
| ➤                                | Use proper lead clamping or heat sinking techniques to prevent mechanical and/or heat stress during, soldering, and welding |
| ➤                                | Mechanical shock as the result of dropping the reed sensor may cause immediate or post-installation failure                 |

| Glossary Contact Form |  |  |
|-----------------------|--|--|
| Form A                | NO = Normally Open Contacts<br>SPST = Single Pole Single Throw   |  |
| Form B                | NC = Normally Closed Contacts<br>SPST = Single Pole Single Throw |  |
| Form C                | Changeover<br>SPDT = Single Pole Double Throw                    |  |



| Glossary Magnetic Sensitivity |                      |                      |
|-------------------------------|----------------------|----------------------|
| AT Range                      | Sensitivity (Form A) | Sensitivity (Form C) |
| 05 – 10                       | A                    |                      |
| 10 – 15                       | B                    |                      |
| 15 – 20                       | C                    | H                    |
| 20 – 25                       | D                    | I                    |
| 25 – 30                       | E                    | K                    |
| 30 – 35                       | F                    |                      |
| 35 - 40                       | G                    |                      |



Dimensions

