

- AVAILABLE IN JAN, JANTX AND JANTXV  
PER MIL-PRF-19500/118
- GENERAL PURPOSE SILICON DIODES
- METALLURGICALLY BONDED

1N5194UR  
1N5195UR  
1N5196UR  
CDLL5194  
CDLL5195  
CDLL5196

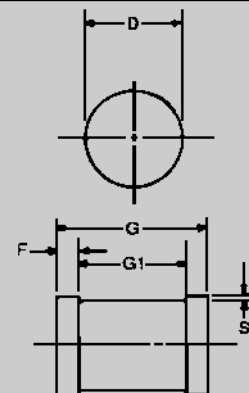
### MAXIMUM RATINGS

Operating Temperature: -65°C to +175°C  
Storage Temperature: -65°C to +175°C  
Operating Current: 200 mA  
Derating: 1.2mA/°C from 25°C to 150°C  
1.0mA/°C from 150°C to 175°C  
Forward Current: 650mA

### ELECTRICAL CHARACTERISTICS @ 25°C, unless otherwise specified

TYPE	$V_{RM}$	$V_{RWM}$	$I_O$	$I_O$ $T_A = +150^\circ C$	$I_{FSM}$ $T_P = 1/120 S$ $T_A = 25^\circ C$
	V(pk)	V(pk)	mA	mA	A
CDLL, 1N5194UR	80	70	200	50	2
CDLL, 1N5195UR	180	180	200	50	2
CDLL, 1N5196UR	250	225	200	50	2

TYPE	$V_F$ @100mA	$I_{R1}$ at $V_{RWM}$	$I_{R2}$ at $V_{RM}$ $T_A = 25^\circ C$	$I_{R3}$ at $V_{RWM}$ $T_A = 150^\circ C$
	V dc	nA dc	$\mu A$	$\mu A$ dc
CDLL, 1N5194UR	0.8 - 1.0	25	100	5
CDLL, 1N5195UR	0.8 - 1.0	25	100	5
CDLL, 1N5196UR	0.8 - 1.0	25	100	5



DIM	MILLIMETERS		INCHES	
	MIN	MAX	MIN	MAX
D	1.60	1.70	0.063	0.067
F	0.41	0.55	0.016	0.022
G	3.30	3.70	.130	.146
G1	2.54 REF.		.100 REF.	
S	0.03 MIN.		.001 MIN.	

FIGURE 1

### DESIGN DATA

**CASE:** DO-213AA, Hermetically sealed glass case. (MELF, SOD-80, LL34)

**LEAD FINISH:** Tin / Lead

**THERMAL RESISTANCE:** ( $R_{QJEC}$ ):  
100 °C/W maximum

**THERMAL IMPEDANCE:** ( $Z_{QJX}$ ): 70  
°C/W maximum

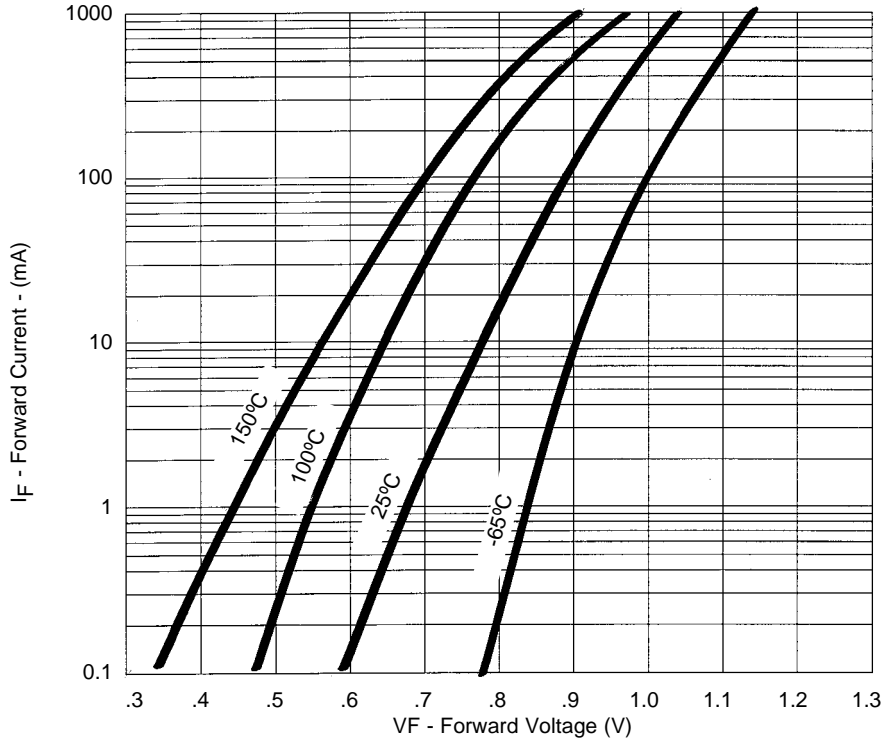
**POLARITY:** Cathode end is banded.

**MOUNTING POSITION:** Any.

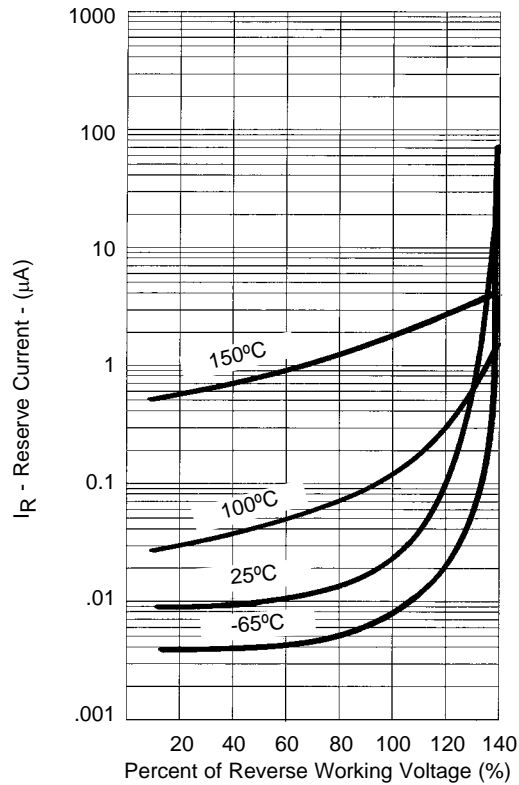
**MOUNTING SURFACE SELECTION:**  
The Axial Coefficient of Expansion (COE) Of this Device is Approximately +6PPM/°C. The COE of the Mounting Surface System Should Be Selected To Provide A Suitable Match With This Device.



# IN5194UR thru IN5196UR, CDLL5194 thru CDLL5196



**FIGURE 2**  
Typical Forward Current  
vs Forward Voltage



**NOTE :** All temperatures shown on graphs are junction temperatures

**FIGURE 3**  
Typical Reverse Current  
vs Reverse Voltage