

INTERCONNECTS

SERIES 802 & 803 • .100" GRID (.030" DIA. PINS), STRAIGHT & RIGHT ANGLE HEADERS AND SOCKETS • DOUBLE ROW STRIPS

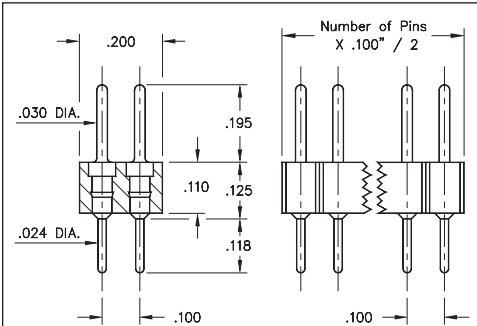


FIG. 1

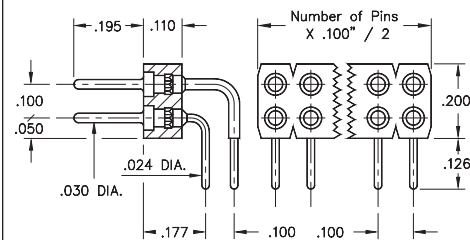


FIG. 2

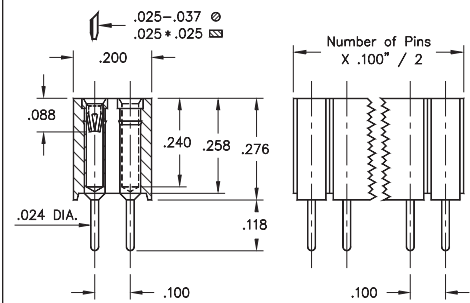


FIG. 3

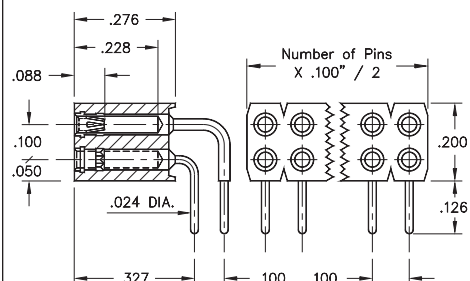



FIG. 4

- Pin interconnects available with straight MM #7007 or right angle MM #5005/5107 solder tails. See page 215 for details
- Sockets are available with straight MM #1304 or right angle MM #1305/1306 soldertails. See pages 177 and 179 for details
- MM #1304, #1305 and #1306 receptacles use Hi-Rel, 6-finger BeCu #47 contact rated at 4.5 amps. Receptacles accept .030" diameter and .025" square pins. See page 256 for details
- Insulators are high temperature thermoplastic, suitable for all soldering operations



ORDERING INFORMATION






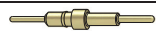


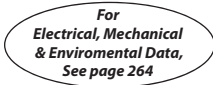





FIG. 1	Series 802...10-001	Straight Pin Header		
	802-XX-0	-10-001000	Specify number of pins 04-64	
FIG. 2	Series 802...20-001	Right Angle Pin Header		
	802-XX-0	-20-001000	Specify number of pins 02-64	
  				
SPECIFY PLATING CODE XX=		10 	90	40 
Pin Plating 		10 μ" Au	200 μ" Sn/Pb	200 μ" Sn

FIG. 3	Series 803...10-001	Straight Socket					
	803-XX-	-10-001000	Specify number of pins 004-100				
FIG. 4	Series 803...20-001	Right Angle Socket					
	803-XX-	-20-001000	Specify number of pins 002-100				
  							
SPECIFY PLATING CODE XX=		91	93	99	41 	43 	47 
Sleeve (Pin) 		200 μ" Sn/Pb	200 μ" Sn/Pb	200 μ" Sn/Pb	200 μ" Sn	200 μ" Sn	200 μ" Sn
Contact (Clip) 		10 μ" Au	30 μ" Au	100 μ" Sn/Pb	10 μ" Au	30 μ" Au	Au Flash

