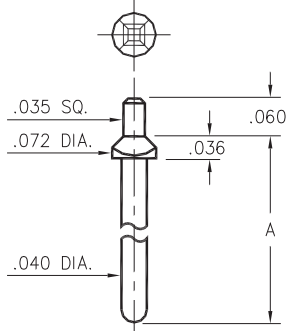


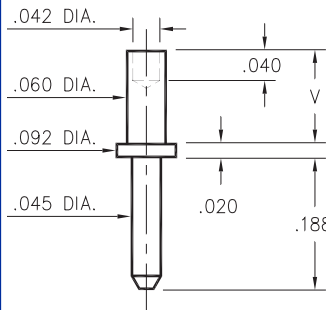
8600/8954/8955



Basic Part Number	Pin Length A
8600-0	.400
8600-1	.850
8600-2	1.200
8954-0	.136
8955-0	.655

8XXX-X-05-XX-00-00-03-0
Square press-fit in .043 plated thru hole

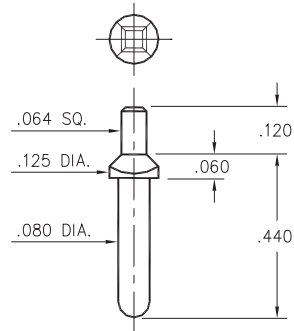
3159



Basic Part Number	Board Thickness	Length V
3159-1	.031	.062
3159-2	.062	.094
3159-3	.094	.125
3159-4	.125	.156

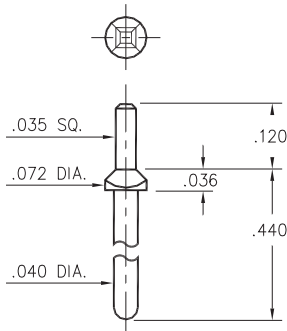
3159-X-00-XX-00-00-08-0
Swage mount in .064 hole

8952



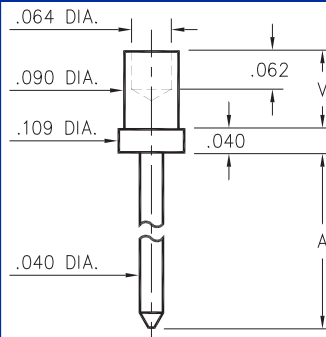
8952-0-05-XX-00-00-03-0
Square press-fit in .087 plated thru hole

8953



8953-0-05-XX-00-00-03-0
Square press-fit in .047 plated thru hole

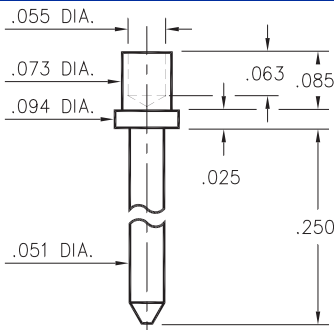
3230



Basic Part Number	Board Thickness	Length A	Length V
3230-1	.031	.202	.065
3230-2	.062	.228	.095
3230-3	.094	.258	.125
3230-4	.125	.288	.155

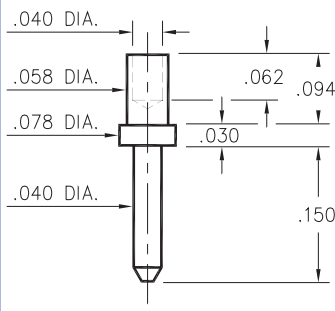
3230-X-00-XX-00-00-08-0
Swage mount in .094 hole

3146



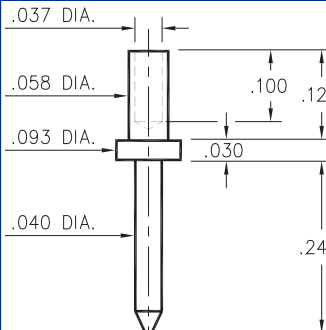
3146-2-00-XX-00-00-08-0
Swage mount in .076 hole.
For .062 thick board

3142



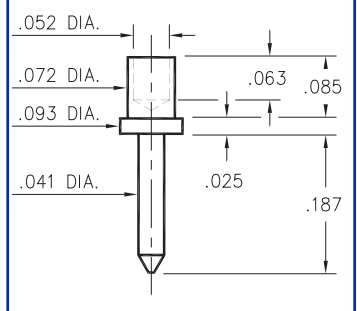
3142-2-00-XX-00-00-08-0
Swage mount in .062 hole.
For .062 thick board

3232



3232-3-00-XX-00-00-08-0
Swage mount in .062 hole.
For .094 thick board

3145



3145-2-00-XX-00-00-08-0
Swage mount in .076 hole.
For .062 thick board

SPECIFICATIONS

PIN MATERIAL:
Brass Alloy 360, 1/2 Hard
(Except Swage pins which are annealed)

DIMENSION IN INCHES
TOLERANCES ON:
LENGTHS: ±.005
DIAMETERS: ±.002
ANGLES: ± 2°

ORDER CODE: XXXX - X - 0X - XX - 00 - 00 - XX - 0

BASIC PART #

SPECIFY PIN FINISH:

- 01 200μ" TIN/LEAD OVER NICKEL
- ◇ 80 200μ" TIN OVER NICKEL (RoHS)
- ◇ 15 10μ" GOLD OVER NICKEL (RoHS)
- ◇ 21 20μ" GOLD OVER NICKEL (RoHS)
- ◇ 34 50μ" GOLD OVER NICKEL (RoHS)

