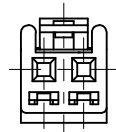


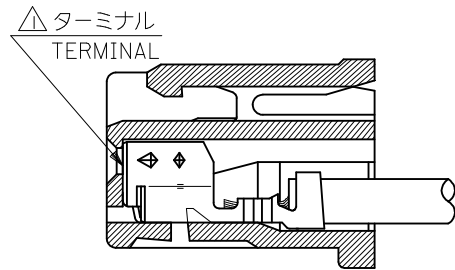
注記 NOTES

- △ 適合ターミナル : 50539-\*\*\*\*  
APPLICABLE TERMINAL : 50539-\*\*\*\*
- 2. 嵌合相手 : 53520,53521,53525 シリーズ  
MATE WITH : 53520,53521,53525 SERIES
- △ 3. 偶数極にのみ適用  
APPLY FOR EVEN CKT.
- 4. ELV AND RoHS COMPLIANT.
- 5. MATERIAL:PBT  
GF:0% UL94V-0



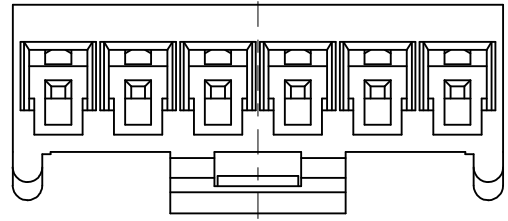
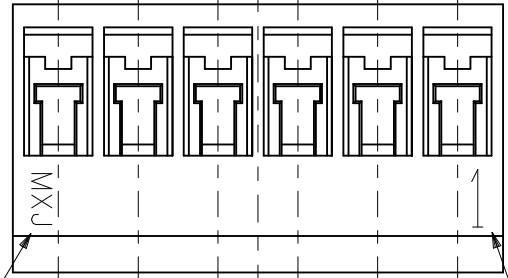
2極に適用  
APPLY FOR 2 CKT.

8.7	59.96	55.44	51144-150*	15
	56	51.48	-140*	14
	52.04	47.52	-130*	13
	48.08	43.56	-120*	12
	44.12	39.6	-110*	11
	40.16	35.64	-100*	10
	36.2	31.68	-090*	9
	32.24	27.72	-080*	8
	28.28	23.76	-070*	7
	24.32	19.8	-060*	6
	20.36	15.84	-050*	5
	16.4	11.88	-040*	4
8.7	12.44	7.92	-030*	3
4.74	8.48	3.96	51144-020*	2
(C)	B	A	MATERIAL NO.	CKT. 極数



トレードマーク  
TRADE MARK

回路番号  
CIRCUIT NO.



REVISED EC NO: J2009-0817 DRWN:YA0YAGI 2009/02/19 CHKD:NUKITA 2009/02/20 APPR:NUKITA 2009/02/20	GENERAL TOLERANCES (UNLESS SPECIFIED)		DIMENSION STYLE MM ONLY		SCALE ---	DESIGN UNITS METRIC	MODEL NO. 51144-***0*	
	10 UNDER	±0.2	DRAWN BY T. TSUBOI	DATE 2002/10/25	TITLE 3.96 WIRE TO BOARD CONNECTOR HOUSING			
	10 OVER 30 UNDER	±0.25	CHECKED BY K. ASAKAWA	DATE 2002/10/25	MATERIAL NO. SEE SHEET 2			
	30 OVER	±0.3	APPROVED BY T. YAMAGUCHI	DATE 2002/10/25	DOCUMENT NO. SD-51144-001			
	ANGULAR ±3 °		DRAFT WHERE APPLICABLE MUST REMAIN WITHIN DIMENSIONS		SHEET NO. 1 OF 2		THIRD ANGLE PROJECTION	

PINK	ORANGE	BROWN	GREEN	GRAY	BLUE	YELLOW	RED	BLACK	WHITE	COLOR
										15
										14
									51144-1300	13
									51144-1200	12
									51144-1100	11
									51144-1000	10
									51144-0900	9
									51144-0800	8
							51144-0702		51144-0700	7
									51144-0600	6
							51144-0502		51144-0500	5
									51144-0400	4
51144-0309	51144-0308		51144-0306	51144-0305	51144-0304	51144-0303	51144-0302	51144-0301	51144-0300	3
									51144-0200	2
MATERIAL NO.	MATERIAL NO.	MATERIAL NO.	MATERIAL NO.	MATERIAL NO.	MATERIAL NO.	MATERIAL NO.	MATERIAL NO.	MATERIAL NO.	MATERIAL NO.	CKT.

REVISED EC NO: J2009-0817 DRWN: YA0YAGI CHKD: NUKITA APPR: NUKITA	GENERAL TOLERANCES (UNLESS SPECIFIED)		DIMENSION STYLE <b>MM ONLY</b>		SCALE ---	DESIGN UNITS METRIC	MODEL NO. 51144-***0*	
	10 UNDER ±0.2 10 OVER 30 UNDER ±0.25 30 OVER ±0.3	DRAWN BY T. TSUBOI	DATE 2002/10/25	TITLE 3.96 WIRE TO BOARD CONNECTOR HOUSING				
	ANGULAR ±3 ° DRAFT WHERE APPLICABLE MUST REMAIN WITHIN DIMENSIONS	CHECKED BY K. ASAKAWA	DATE 2002/10/25	MOLEX INCORPORATED				
	A	APPROVED BY T. YAMAGUCHI	DATE 2002/10/25	MATERIAL NO. SEE TABLE	DOCUMENT NO. SD-51144-001	SHEET NO. 2 OF 2		