



## FEATURES

- RoHS compliant
- Toroidal construction
- Up to 4.5A I<sub>DC</sub>
- Inductance range from 10μH to 1.0mH
- Low EMI
- UL 94V-0 packaging materials
- Low DC resistance

## PRODUCT OVERVIEW

The 3200 series is a range of through-hole power inductors. Due to the toroidal construction, they exhibit a very low EMI as stray flux is kept to a minimum. Typical applications include switching regulators, and power line filtering.

## SELECTION GUIDE

Order Code	Inductance, L	DC Current <sup>2</sup>	DC Resistance	Q @ f MHz		SRF	Package Weight
	±15%	Max.	Max.	Nom.		Typ.	Typ.
	μH	A	mΩ	Q	f	MHz	g
32100C	10	4.50	20	3.1	1.0	69	7.8
32150C	15	3.70	24	3.1	1.0	53	8.1
32220C	22	3.00	29	3.2	1.0	41	8.4
32330C	33	2.50	36	3.2	1.0	28	8.8
32470C	47	2.10	42	3.1	1.0	21	9.2
32680C	68	1.70	62	3.1	1.0	11	9.0
32101C	100	1.40	77	3.5	0.8	5.3	9.6
32151C	150	1.20	117	3.3	0.8	3.3	9.4
32221C	220	0.96	141	3.3	0.8	2.8	9.8
32331C	330	0.78	215	3.2	0.8	2.3	9.9
32471C	470	0.66	312	2.8	0.8	1.6	9.6
32681C	680	0.55	377	2.0	0.8	1.2	10.4
32102C	1000	0.45	568	1.2	0.8	1.0	10.1

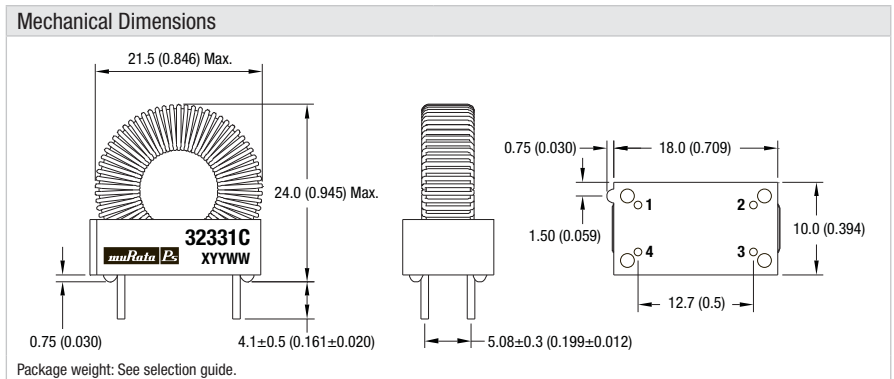
## ABSOLUTE MAXIMUM RATINGS

Operating temperature range	-40°C to 125°C
Storage temperature range	-40°C to 125°C

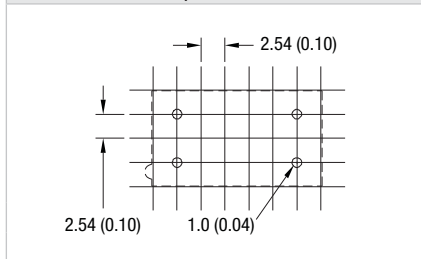
## SOLDERING INFORMATION<sup>1</sup>

Peak wave solder temperature	260°C
Pin finish	Tin

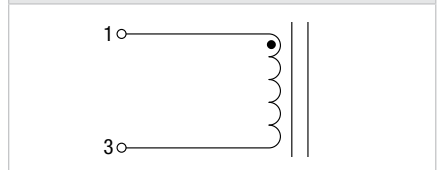
## PACKAGE SPECIFICATIONS



## Recommended Footprint Details



## Pin Connections



## Packaging

Supplied in trays (60 pieces per tray)

Unless otherwise stated, all dimensions in mm (inches) ± 0.25 (0.010).

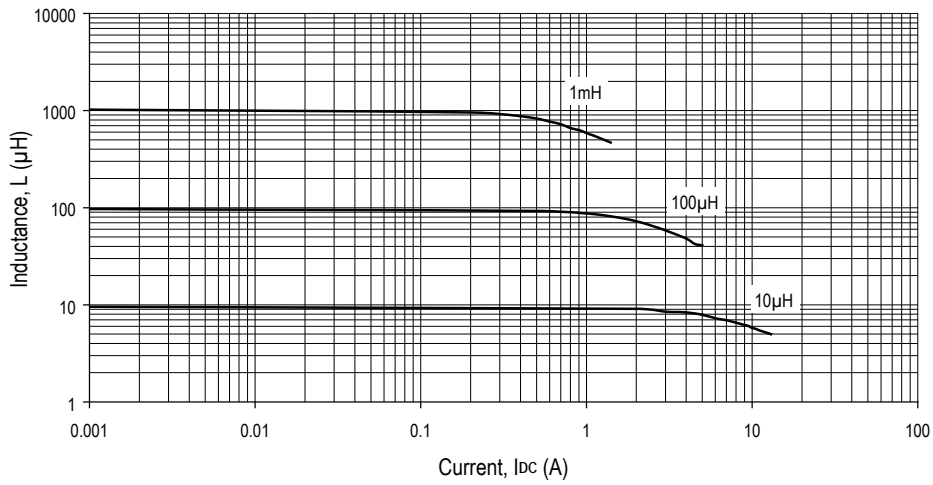
Specifications typical at T<sub>a</sub> = 25°C

1 For further information, please visit [www.murata-ps.com/rohs](http://www.murata-ps.com/rohs)

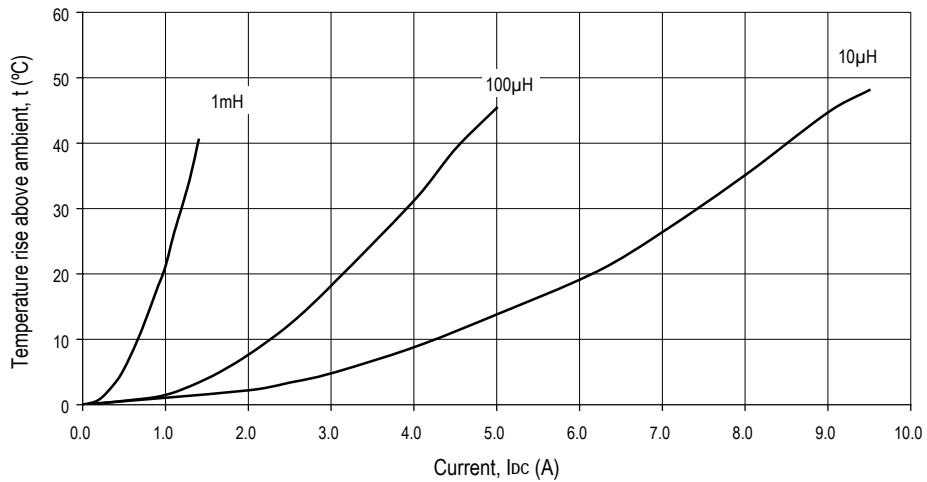
2 The maximum DC current is the value at which the inductance falls to 75% of its nominal value or when its temperature rise reaches 40°C, whichever is sooner.



**INDUCTANCE Vs CURRENT**



**TEMPERATURE Vs CURRENT**



**INDUCTANCE Vs FREQUENCY**

